

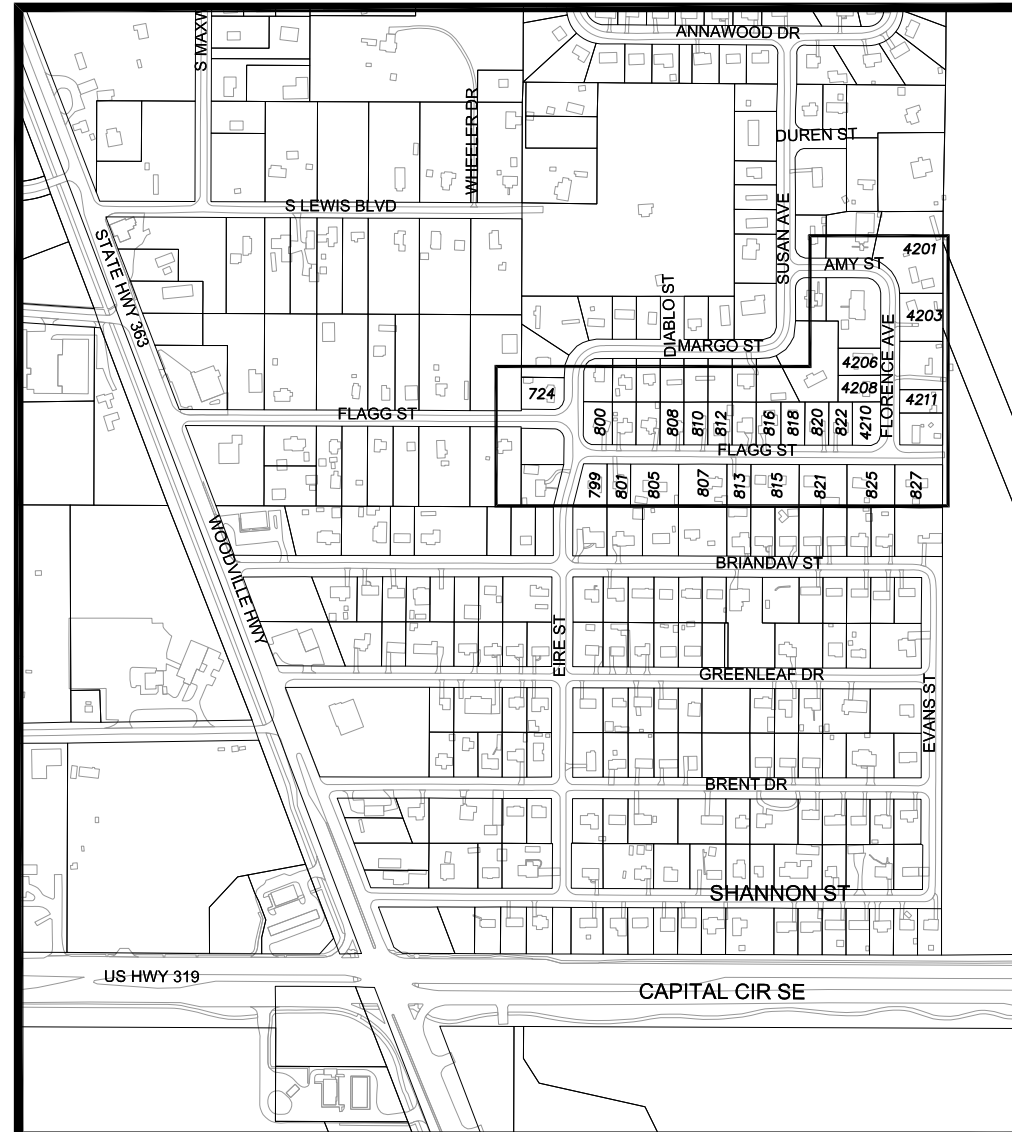
WOODSIDE HEIGHTS WASTEWATER RETROFIT

LOT UTILITY SERVICE MAPS

FLORENCE AVENUE AND FLAGG STREET

INDEX OF SHEETS

1	COVER
2	4201 FLORENCE AVENUE
3	4203 FLORENCE AVENUE
4	4206 FLORENCE AVENUE
5	4208 FLORENCE AVENUE
6	4210 FLORENCE AVENUE
7	4211 FLORENCE AVENUE
8	724 FLAGG STREET
9	799 FLAGG STREET
10	800 FLAGG STREET
11	801 FLAGG STREET
12	805 FLAGG STREET
13	807 FLAGG STREET
14	808 FLAGG STREET
15	810 FLAGG STREET
16	812 FLAGG STREET
17	813 FLAGG STREET
18	815 FLAGG STREET
19	816 FLAGG STREET
20	818 FLAGG STREET
21	820 FLAGG STREET
22	821 FLAGG STREET
23	822 FLAGG STREET
24	825 FLAGG STREET
25	827 FLAGG STREET



GENERAL NOTES:

1. CONTRACTOR IS RESPONSIBLE TO SOD ALL DISTURBED AREAS IMMEDIATELY UPON ACHIEVING FINISH GRADES. SOD SHALL BE WATERED IN UPON PLACEMENT. PROPERTY OWNER IS RESPONSIBLE TO MAINTAIN SOD PLACED WITHIN THEIR PROPERTY BOUNDARY.
2. WATER AND SEWER SERVICE CONNECTION SHOWN ON THE LOTS ARE PLACED APPROXIMATELY. CONTRACTOR TO COORDINATE WITH THE PROPERTY OWNER / UTILITY PROVIDER / ARBORIST AS APPROPRIATE FOR EXACT PLACEMENT.
3. CONTRACTOR IS RESPONSIBLE FOR REPAIR AND REPLACEMENT OF ALL EXISTING FENCES, CABLE TV LINES, WATER SERVICES, IRRIGATION LINES, PAVEMENT OR ANY OTHER IMPROVEMENTS DAMAGED BY THE CONSTRUCTION ACTIVITY.
4. ALL WATER AND SEWER SERVICES SHALL BE CONSTRUCTED IN CONFORMANCE WITH FLORIDA BUILDING CODE FIFTH EDITION (2014) PLUMBING.
5. SEE WOODSIDE HEIGHTS WASTEWATER RETROFIT PLANS FOR CENTRAL SEWER LOCATION AND CLEANOUT INVERT ELEVATION AT RIGHT OF WAY LINE.
6. ALL SEPTIC TANKS SHALL BE ABANDONED PER APPROVED LEON COUNTY HEALTH DEPARTMENT PERMITS. FLOWABLE FILL MAY BE USED FOR TANK ABANDONMENT WHERE CRUSHING THE TANK IS INFEASIBLE DUE TO LOCATION.
7. ALL WATER SERVICES CONSTRUCTED UNDER THIS CONTRACT SHALL BE EQUIPPED WITH REDUCED PRESSURE ZONE BACKFLOW PREVENTORS PER CITY OF TALLAHASSEE CROSS-CONNECTION CONTROL MANUAL AND 3/4" PRESSURE REDUCER VALVES.
8. ALL NEW WATER SERVICE CONNECTIONS SHALL INCLUDE DISCONNECTION OF HOMES FROM WELL AND INSTALLATION OF 3/4" SERVICE PIPING FROM METER TO HOUSE. WELLS ARE TO REMAIN IN PLACE EXCEPT AS NOTED IN PLANS.
9. WATER WELL ABANDONMENT AS NOTED SHALL BE PERFORMED IN ACCORDANCE WITH ABANDONMENT PERMITS. ABANDONMENT PERMITS SHALL BE OBTAINED BY CONTRACTOR.
10. CONTRACTOR IS RESPONSIBLE TO HAVE A CERTIFIED ARBORIST ON-SITE TO GIVE DIRECTION REGARDING ROOT PRUNING OR OTHER MITIGATION MEASURES WHENEVER WORK IS TO OCCUR WITHIN THE CRITICAL PROTECTION ZONE (CPZ) OF ANY TREE 12" DBH OR LARGER. CONTRACTOR IS RESPONSIBLE TO IMPLEMENT MEASURES AS DIRECTED.
11. ALL CLEANOUT CAPS SHALL BE CONSTRUCTED FLUSH WITH ADJACENT GRADE. CLEANOUTS IN GRASSED AREAS SHALL BE PROVIDED WITH 4" THICK CONCRETE COLLARS. CLEANOUTS IN VEHICULAR USE AREAS SHALL BE EQUIPPED WITH COVERS RATED FOR H20 LOADING.

LOCATION MAP

1" = 600'



NORTH



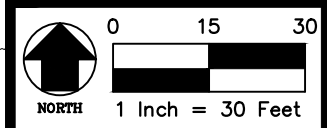
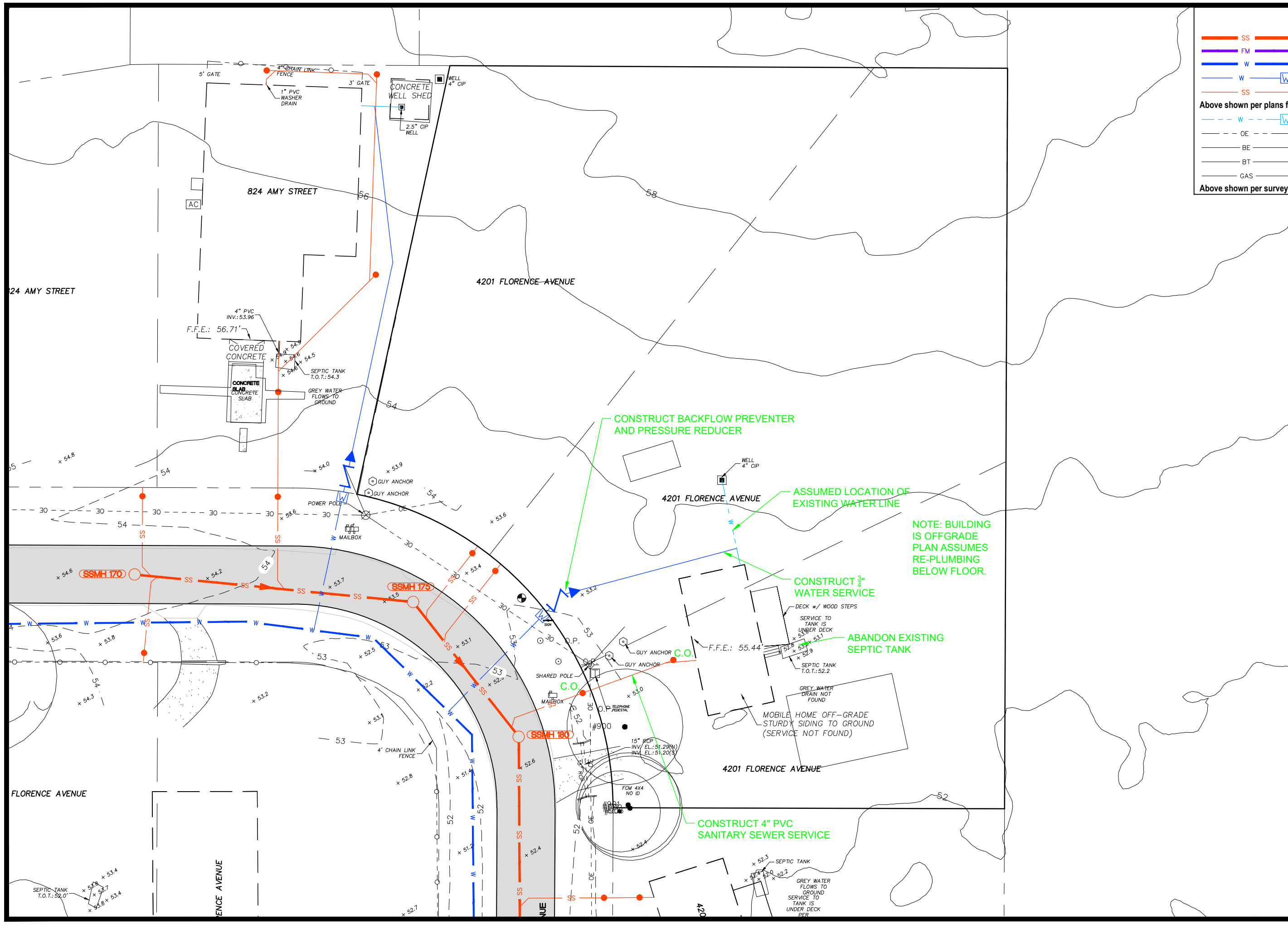
LEGEND

- SS — Sanitary Sewer Main
- FM — Sanitary Sewer Force Main
- W — Water Main
- W — 1" Water Service With $\frac{5}{8}$ " Meter
- SS — 4" Sanitary Sewer Lateral

Above shown per plans for Woodside Heights Wastewater Retrofit.

- - - W - - - Exist. Water Main & Service
- - - OE - - - Exist. Overhead Electric
- - - BE - - - Exist. Buried Electric
- - - BT - - - Exist. Buried Telephone
- - - GAS - - - Exist. Gas Main

Above shown per survey by Nobles Consulting Group.



GENESIS
FROM VISION TO REALITY

**WOODSIDE HEIGHTS
WASTEWATER RETROFIT
4201 FLORENCE
AVENUE**

2

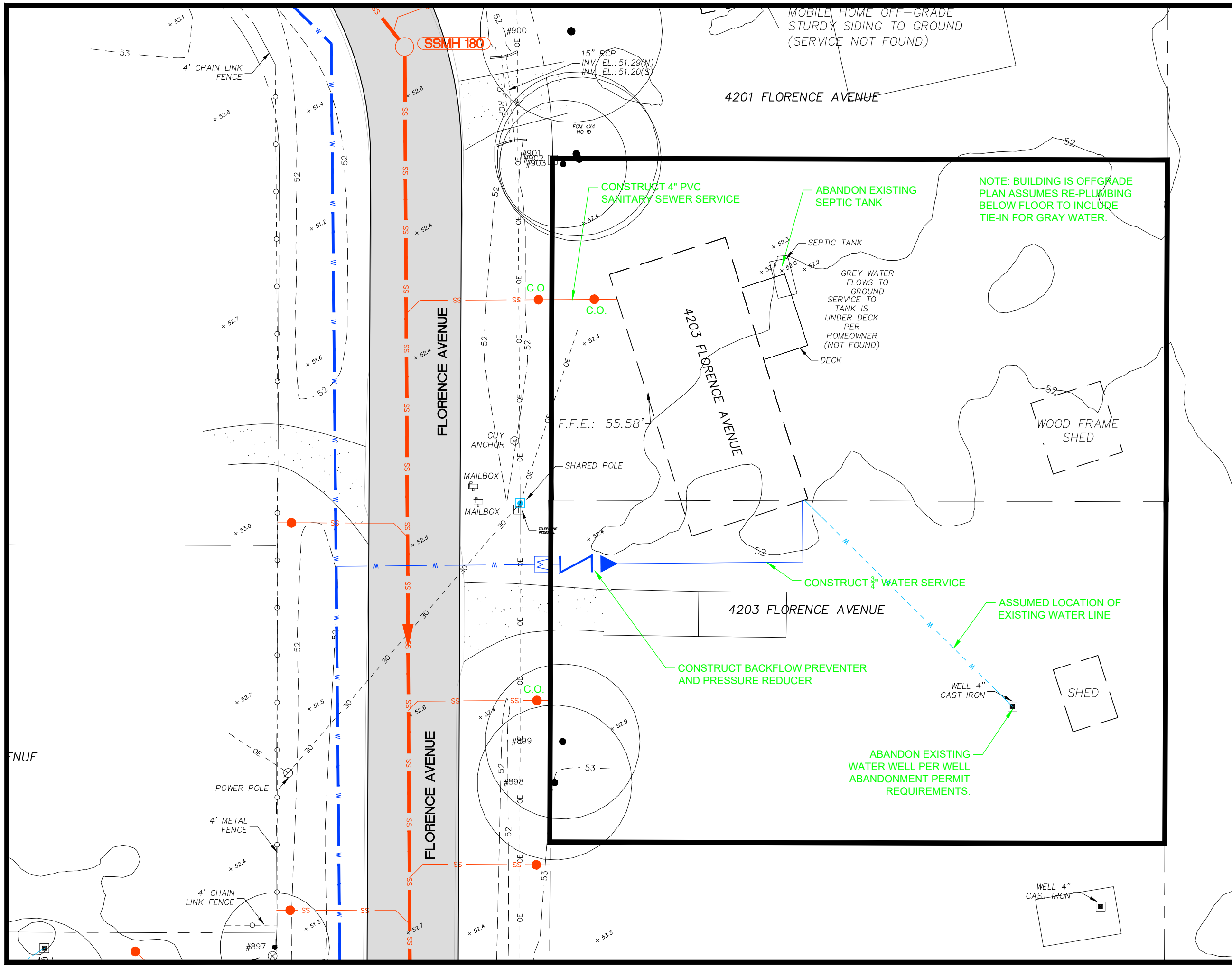
LEGEND

- SS — Sanitary Sewer Main
- FM — Sanitary Sewer Force Main
- W — Water Main
- W W 1" Water Service With $\frac{5}{8}$ " Meter
- SS — 4" Sanitary Sewer Lateral

Above shown per plans for Woodside Heights Wastewater Retrofit.

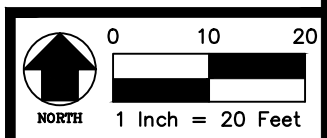
- - - W W Exist. Water Main & Service
- - - OE Exist. Overhead Electric
- BE Exist. Buried Electric
- BT Exist. Buried Telephone
- GAS Exist. Gas Main

Above shown per survey by Nobles Consulting Group.



NOTE: BUILDING IS OFFGRADE
 PLAN ASSUMES RE-PLUMBING
 BELOW FLOOR TO INCLUDE
 TIE-IN FOR GRAY WATER.

GREY WATER
 FLOWS TO
 GROUND
 SERVICE TO
 TANK IS
 UNDER DECK
 PER
 HOMEOWNER
 (NOT FOUND)



GENESIS
 FROM VISION TO REALITY

**WOODSIDE HEIGHTS
 WASTEWATER RETROFIT
 4203 FLORENCE
 AVENUE 3**

SEPTIC TANK
T.O.T.: 53.2'

4202 FLORENCE AVENUE

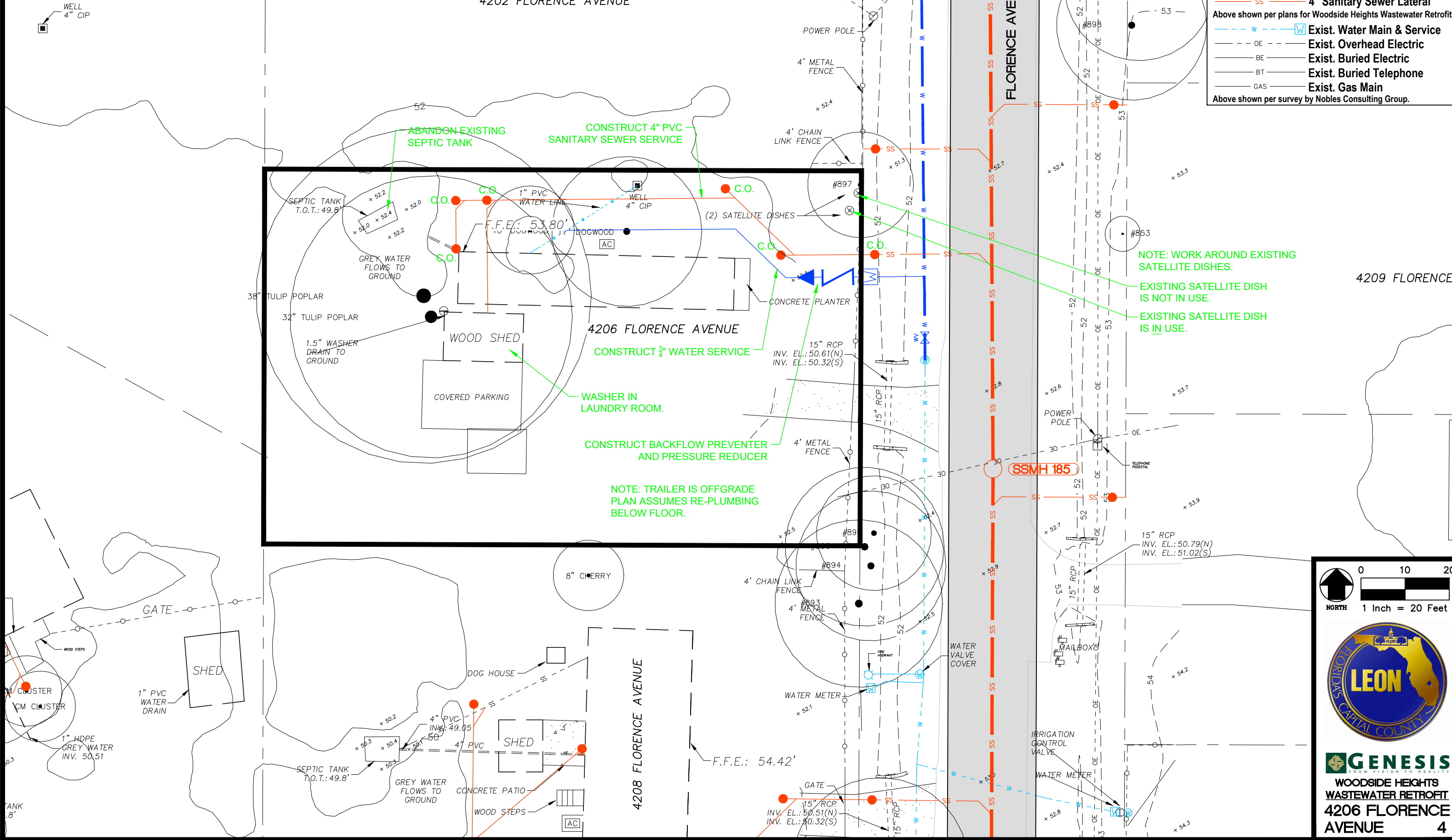
LEGEND Attachment F

- SS — Sanitary Sewer Main
- FM — Sanitary Sewer Force Main
- W — Water Main
- W — 1" Water Service With $\frac{5}{8}$ " Meter
- SS — 4" Sanitary Sewer Lateral

Above shown per plans for Woodside Heights Wastewater Retrofit.

- - - W - - - Exist. Water Main & Service
- - - OE - - - Exist. Overhead Electric
- BE — Exist. Buried Electric
- BT — Exist. Buried Telephone
- GAS — Exist. Gas Main

Above shown per survey by Nobles Consulting Group.

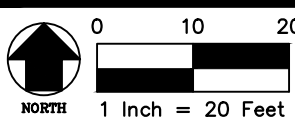


NOTE: WORK AROUND EXISTING SATELLITE DISHES.

EXISTING SATELLITE DISH IS NOT IN USE.

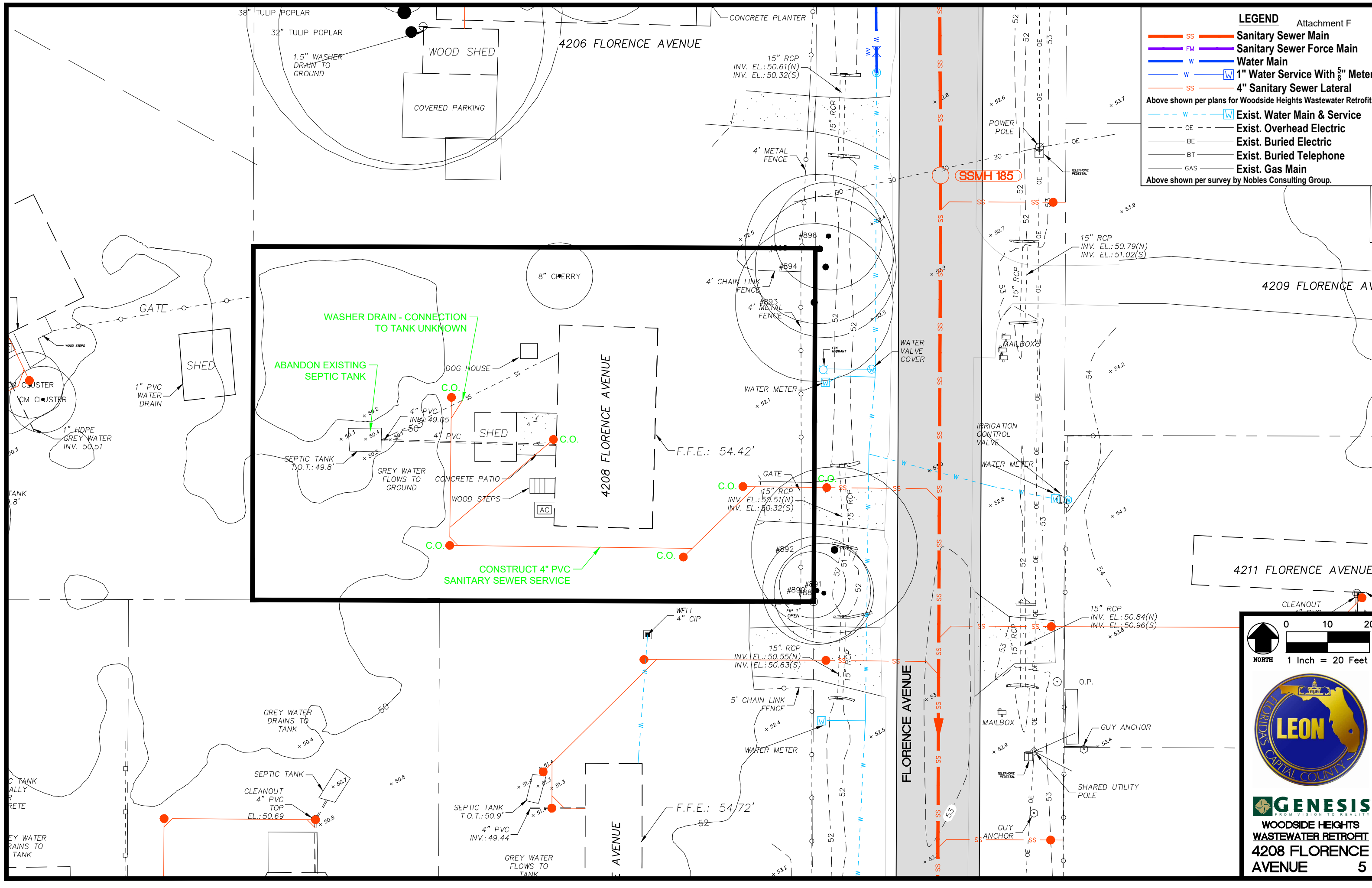
EXISTING SATELLITE DISH IS IN USE.

NOTE: TRAILER IS OFFGRADE PLAN ASSUMES RE-PLUMBING BELOW FLOOR.



GENESIS
FROM VISION TO REALITY

**WOODSIDE HEIGHTS
WASTEWATER RETROFIT
4206 FLORENCE
AVENUE 4**



LEGEND Attachment F

- SS — Sanitary Sewer Main
- FM — Sanitary Sewer Force Main
- W — Water Main
- W — 1" Water Service With $\frac{5}{8}$ " Meter
- SS — 4" Sanitary Sewer Lateral

Above shown per plans for Woodside Heights Wastewater Retrofit.

- - - W - - - Exist. Water Main & Service
- - - OE - - - Exist. Overhead Electric
- - - BE - - - Exist. Buried Electric
- - - BT - - - Exist. Buried Telephone
- - - GAS - - - Exist. Gas Main

Above shown per survey by Nobles Consulting Group.

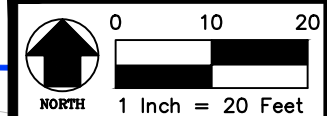
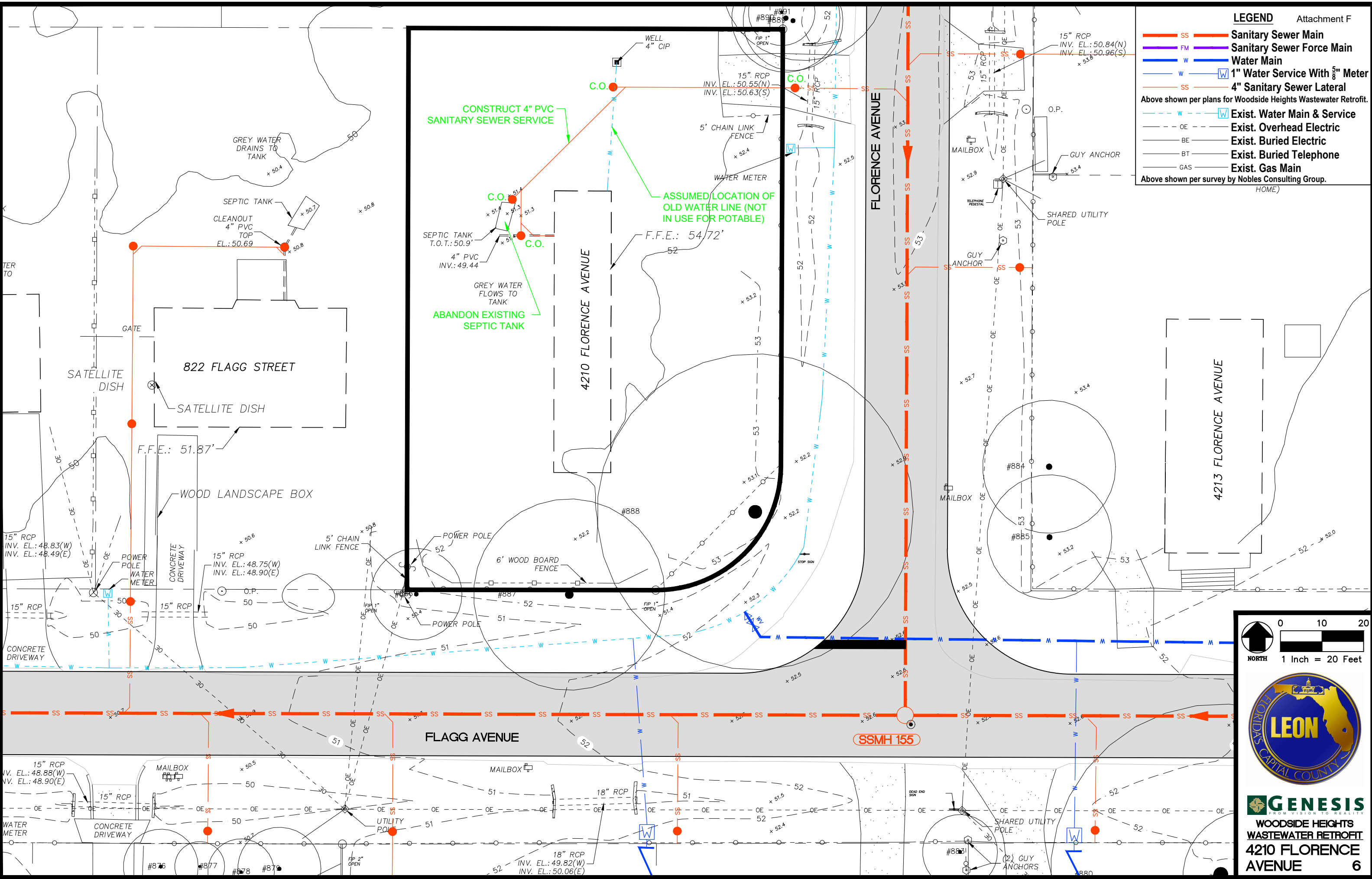
0 10 20
 NORTH
 1 Inch = 20 Feet



GENESIS
 FROM VISION TO REALITY
**WOODSIDE HEIGHTS
 WASTEWATER RETROFIT
 4208 FLORENCE
 AVENUE 5**

LEGEND

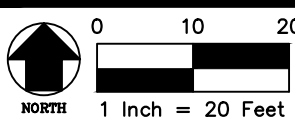
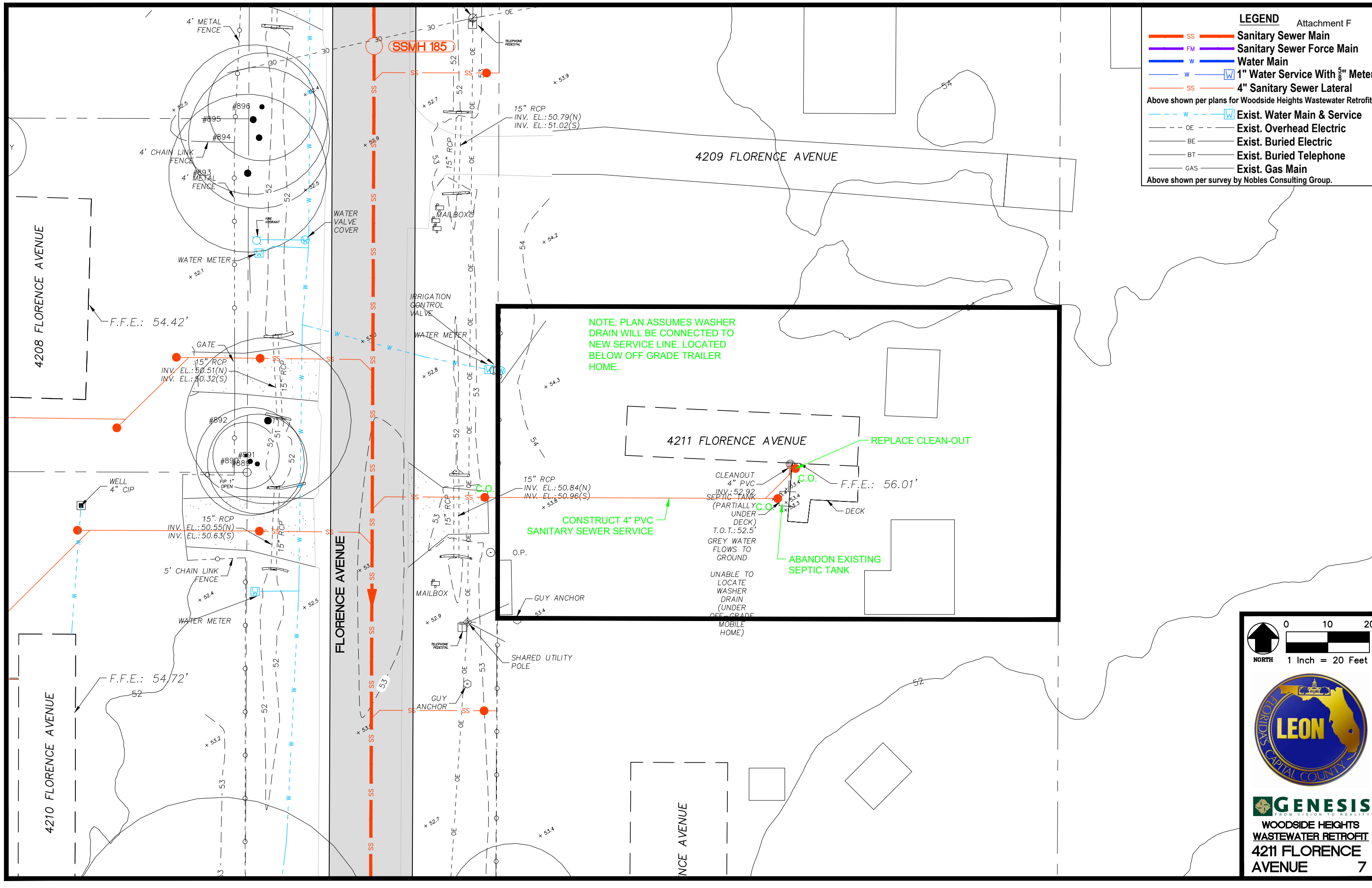
- SS — Sanitary Sewer Main
 - FM — Sanitary Sewer Force Main
 - W — Water Main
 - W W 1" Water Service With $\frac{5}{8}$ " Meter
 - SS — 4" Sanitary Sewer Lateral
- Above shown per plans for Woodside Heights Wastewater Retrofit.
- - - W W Exist. Water Main & Service
 - - - OE Exist. Overhead Electric
 - BE Exist. Buried Electric
 - BT Exist. Buried Telephone
 - GAS Exist. Gas Main
- Above shown per survey by Nobles Consulting Group.
(HOME)



GENESIS
FROM VISION TO REALITY

**WOODSIDE HEIGHTS
WASTEWATER RETROFIT
4210 FLORENCE
AVENUE 6**

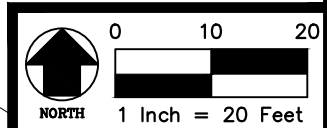
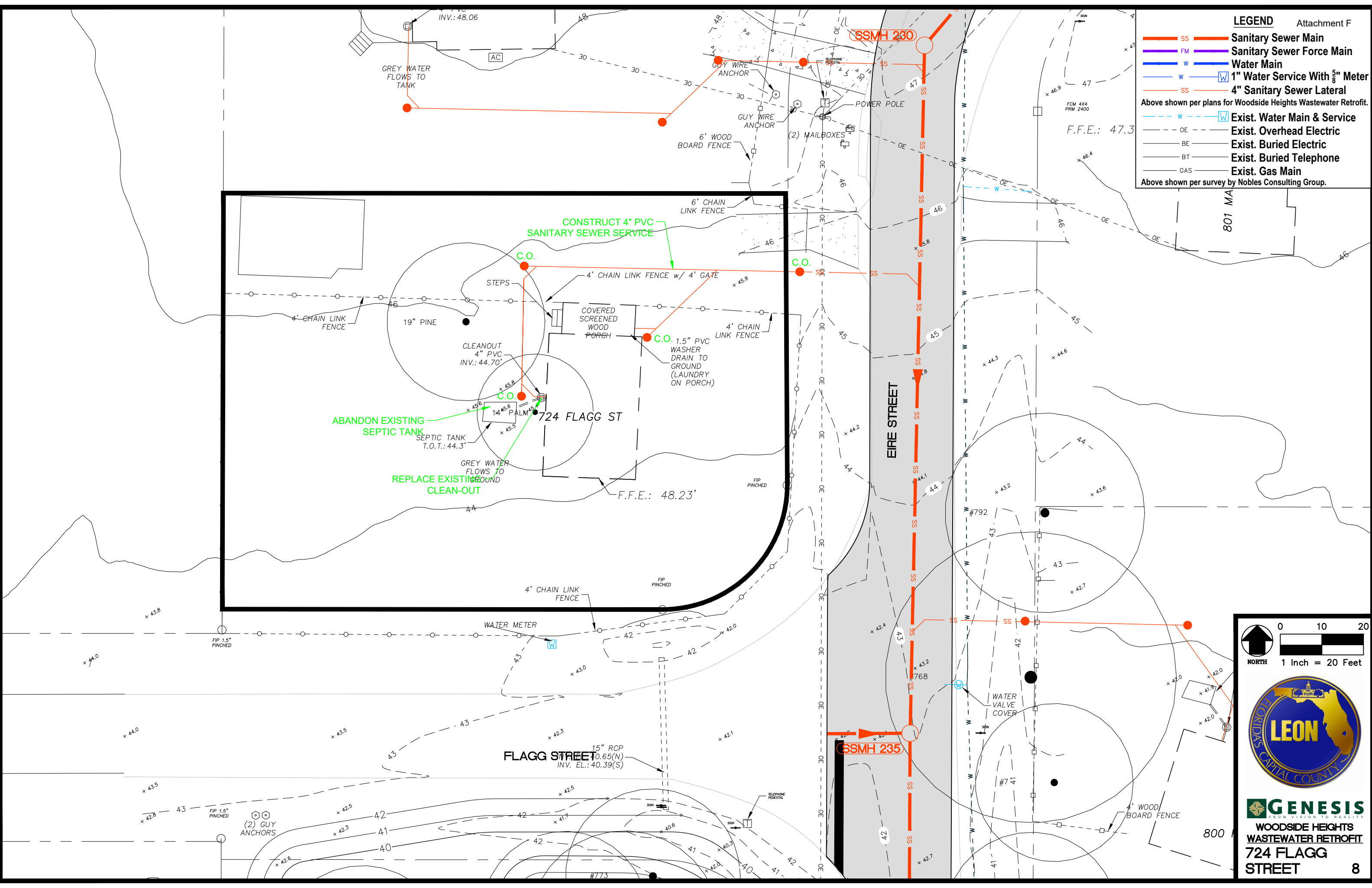
- LEGEND**
- SS — Sanitary Sewer Main
 - FM — Sanitary Sewer Force Main
 - W — Water Main
 - W W 1" Water Service With 5/8" Meter
 - SS — 4" Sanitary Sewer Lateral
- Above shown per plans for Woodside Heights Wastewater Retrofit.
- - - W W Exist. Water Main & Service
 - - - OE - - - Exist. Overhead Electric
 - BE — Exist. Buried Electric
 - BT — Exist. Buried Telephone
 - GAS — Exist. Gas Main
- Above shown per survey by Nobles Consulting Group.



GENESIS
FROM VISION TO REALITY
**WOODSIDE HEIGHTS
 WASTEWATER RETROFIT
 4211 FLORENCE
 AVENUE** 7

LEGEND

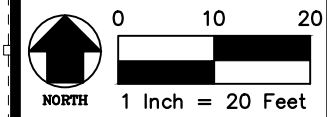
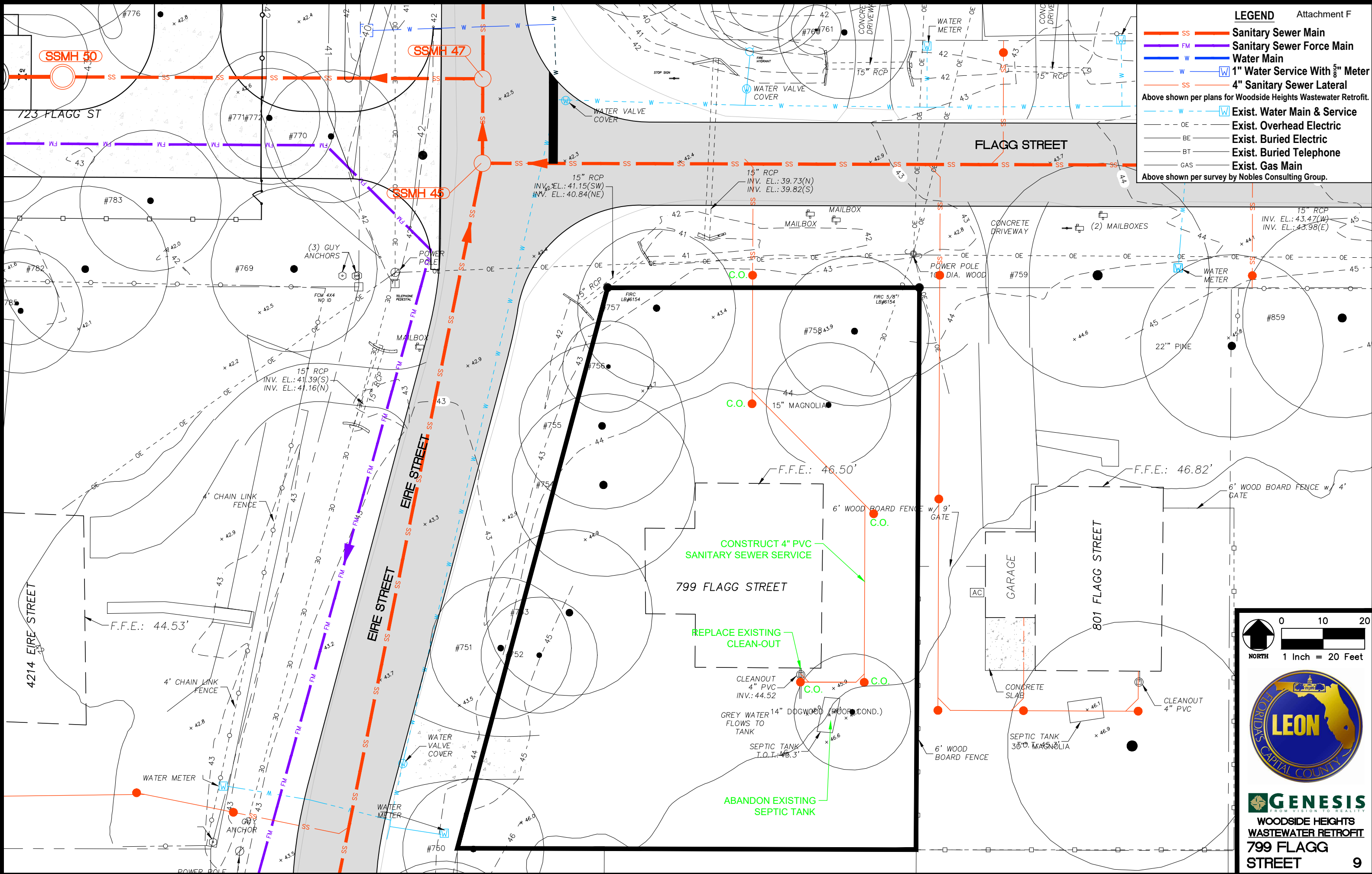
- SS **Sanitary Sewer Main**
 - FM **Sanitary Sewer Force Main**
 - W **Water Main**
 - W **1" Water Service With 5/8" Meter**
 - SS **4" Sanitary Sewer Lateral**
 - W **Exist. Water Main & Service**
 - - - OE **Exist. Overhead Electric**
 - - - BE **Exist. Buried Electric**
 - - - BT **Exist. Buried Telephone**
 - - - GAS **Exist. Gas Main**
- Above shown per plans for Woodside Heights Wastewater Retrofit.*
- Above shown per survey by Nobles Consulting Group.*



GENESIS
 FROM VISION TO REALITY
**WOODSIDE HEIGHTS
 WASTEWATER RETROFIT
 724 FLAGG
 STREET**

LEGEND











- SS **Sanitary Sewer Main**
 - FM **Sanitary Sewer Force Main**
 - W **Water Main**
 - W **1" Water Service With 3/8" Meter**
 - SS **4" Sanitary Sewer Lateral**
- Above shown per plans for Woodside Heights Wastewater Retrofit.
- W **Exist. Water Main & Service**
 - - - OE **Exist. Overhead Electric**
 - - - BE **Exist. Buried Electric**
 - - - BT **Exist. Buried Telephone**
 - - - GAS **Exist. Gas Main**
- Above shown per survey by Nobles Consulting Group.



GENESIS
FROM VISION TO REALITY

**WOODSIDE HEIGHTS
WASTEWATER RETROFIT
799 FLAGG
STREET**

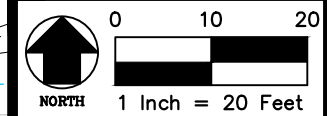
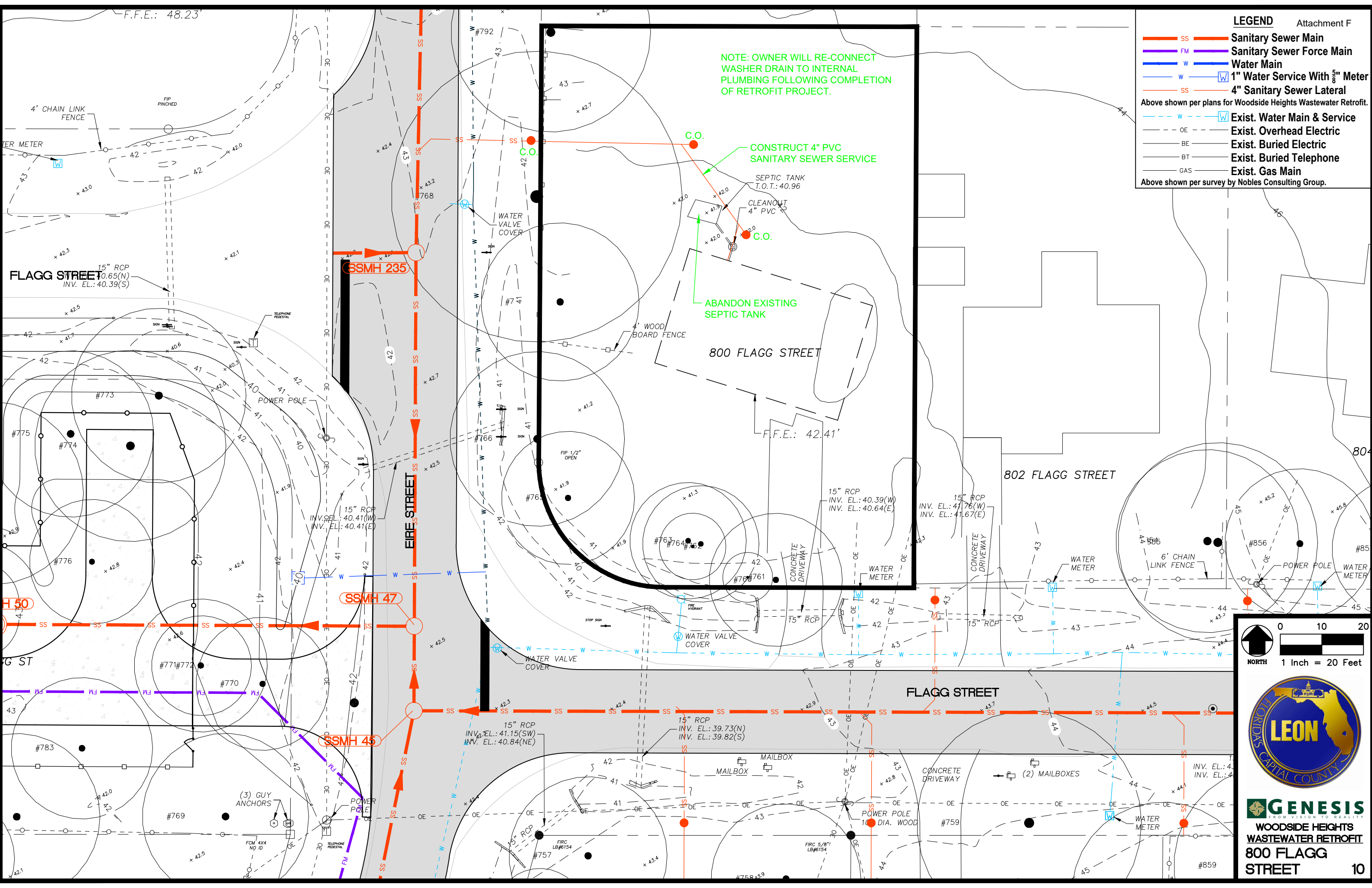
LEGEND

-  SS Sanitary Sewer Main
 -  FM Sanitary Sewer Force Main
 -  W Water Main
 -  W 1" Water Service With 5/8" Meter
 -  SS 4" Sanitary Sewer Lateral
 -  W Exist. Water Main & Service
 -  OE Exist. Overhead Electric
 -  BE Exist. Buried Electric
 -  BT Exist. Buried Telephone
 -  GAS Exist. Gas Main
- Above shown per plans for Woodside Heights Wastewater Retrofit.
- Above shown per survey by Nobles Consulting Group.

NOTE: OWNER WILL RE-CONNECT WASHER DRAIN TO INTERNAL PLUMBING FOLLOWING COMPLETION OF RETROFIT PROJECT.

CONSTRUCT 4" PVC SANITARY SEWER SERVICE

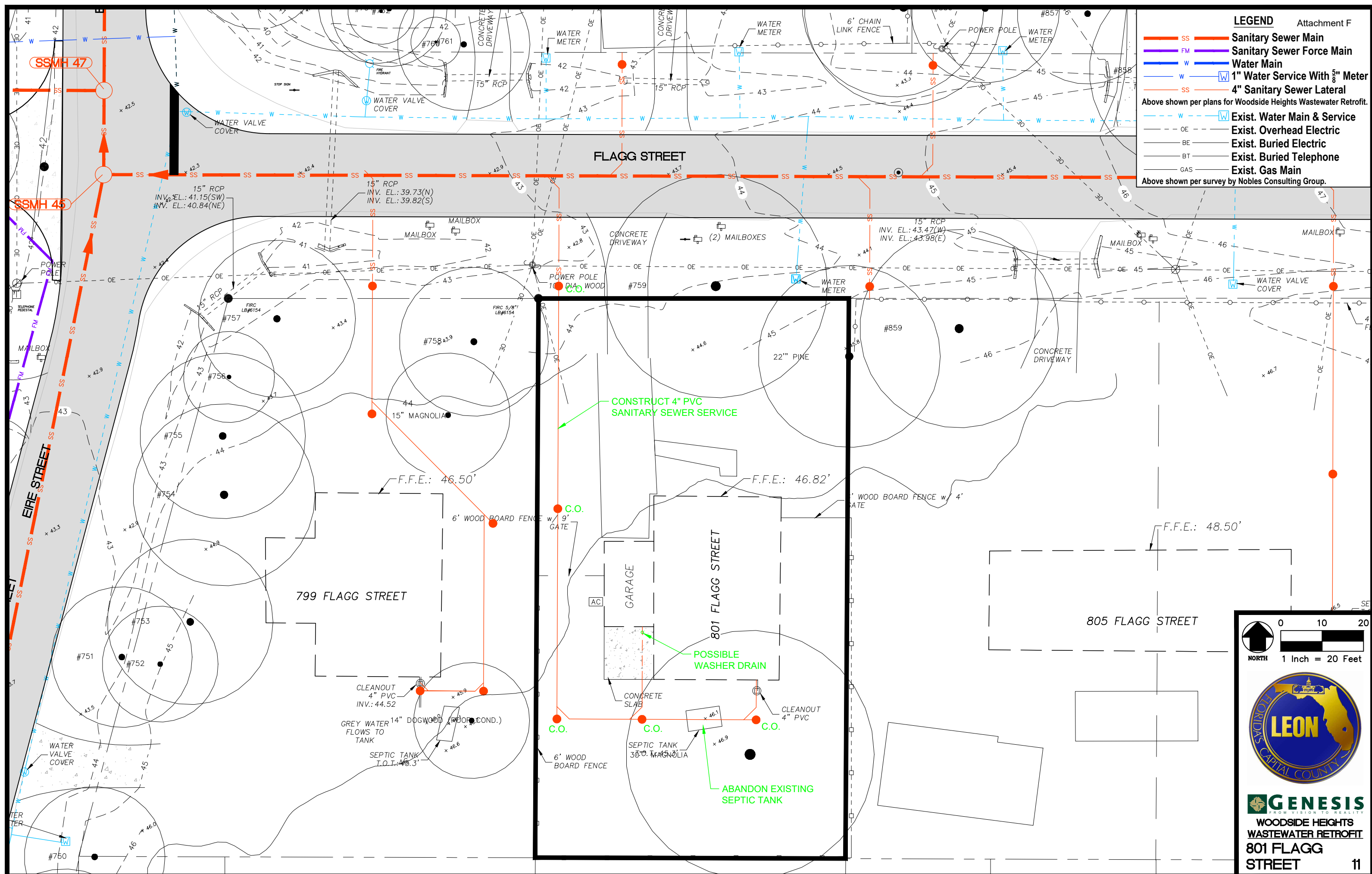
ABANDON EXISTING SEPTIC TANK



GENESIS
 FROM VISION TO REALITY
**WOODSIDE HEIGHTS
 WASTEWATER RETROFIT
 800 FLAGG
 STREET**

LEGEND

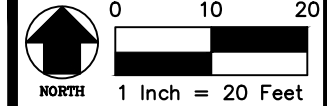
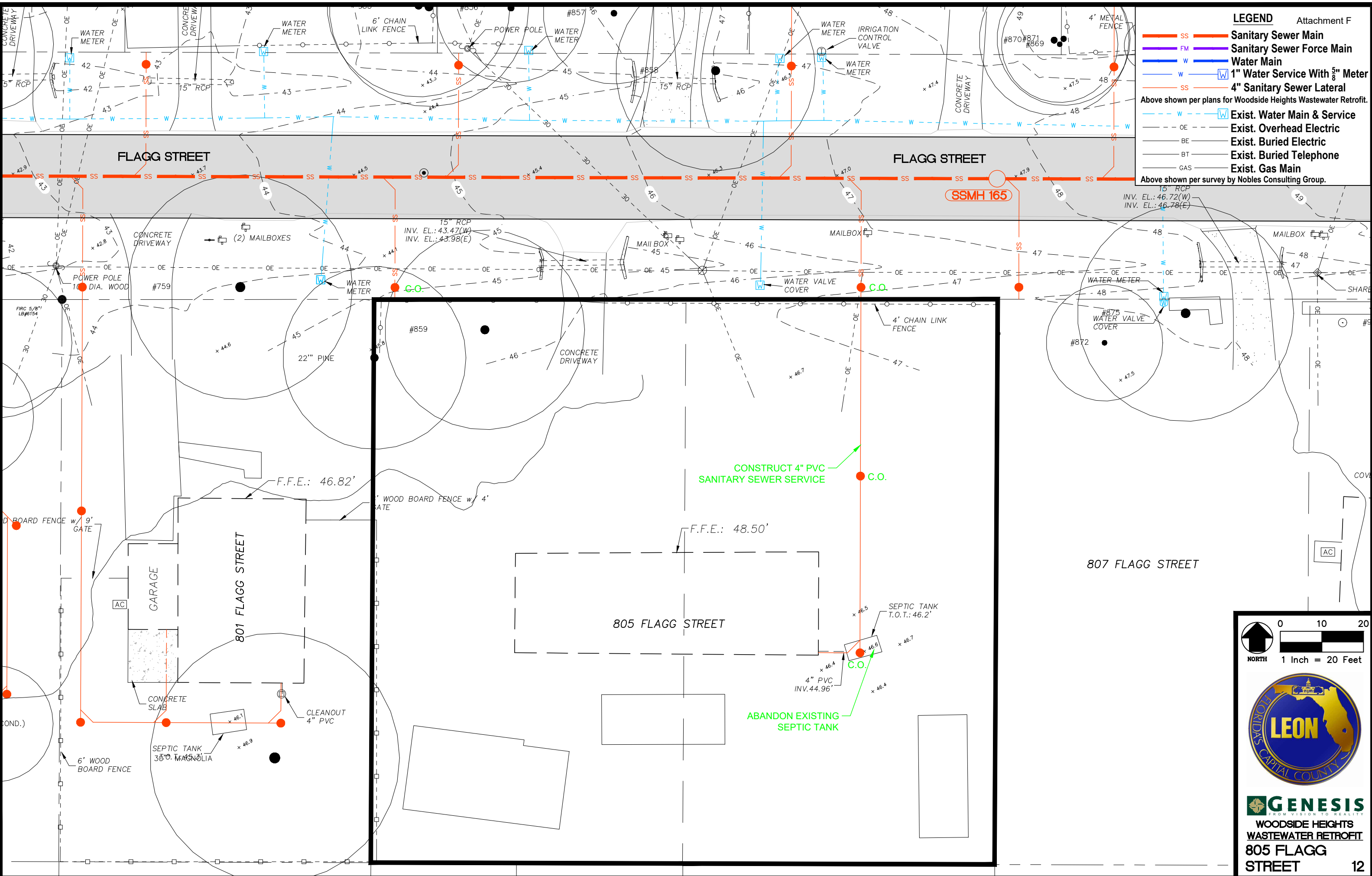
- SS **Sanitary Sewer Main**
 - FM **Sanitary Sewer Force Main**
 - W **Water Main**
 - W **1" Water Service With 5/8" Meter**
 - SS **4" Sanitary Sewer Lateral**
 - W **Exist. Water Main & Service**
 - - - OE **Exist. Overhead Electric**
 - - - BE **Exist. Buried Electric**
 - - - BT **Exist. Buried Telephone**
 - - - GAS **Exist. Gas Main**
- Above shown per plans for Woodside Heights Wastewater Retrofit.
- Above shown per survey by Nobles Consulting Group.



GENESIS
 FROM VISION TO REALITY
**WOODSIDE HEIGHTS
 WASTEWATER RETROFIT
 801 FLAGG
 STREET**

LEGEND

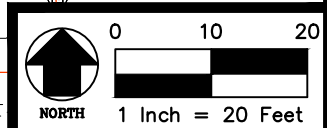
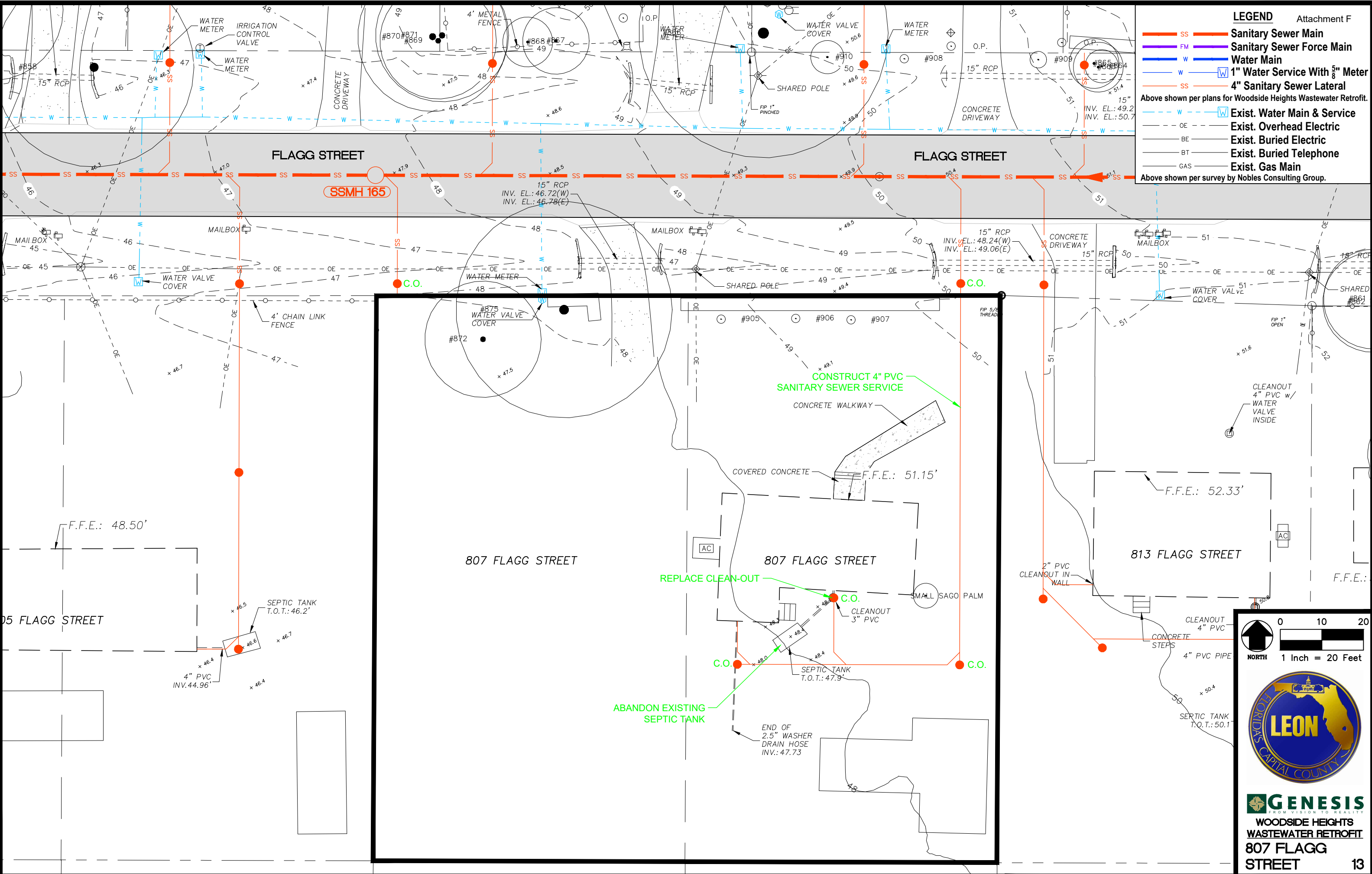
- SS **Sanitary Sewer Main**
 - FM **Sanitary Sewer Force Main**
 - W **Water Main**
 - W W **1" Water Service With 5/8" Meter**
 - SS **4" Sanitary Sewer Lateral**
 - W W **Exist. Water Main & Service**
 - - - OE **Exist. Overhead Electric**
 - - - BE **Exist. Buried Electric**
 - - - BT **Exist. Buried Telephone**
 - - - GAS **Exist. Gas Main**
- Above shown per plans for Woodside Heights Wastewater Retrofit.
- Above shown per survey by Nobles Consulting Group.



GENESIS
 FROM VISION TO REALITY
**WOODSIDE HEIGHTS
 WASTEWATER RETROFIT
 805 FLAGG
 STREET**

LEGEND

- SS **Sanitary Sewer Main**
 - FM **Sanitary Sewer Force Main**
 - W **Water Main**
 - W **1" Water Service With 5/8" Meter**
 - SS **4" Sanitary Sewer Lateral**
 - W **Exist. Water Main & Service**
 - OE **Exist. Overhead Electric**
 - BE **Exist. Buried Electric**
 - BT **Exist. Buried Telephone**
 - GAS **Exist. Gas Main**
- Above shown per plans for Woodside Heights Wastewater Retrofit.
- Above shown per survey by Nobles Consulting Group.



GENESIS
FROM VISION TO REALITY

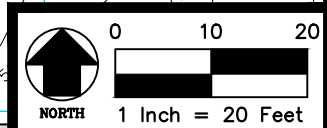
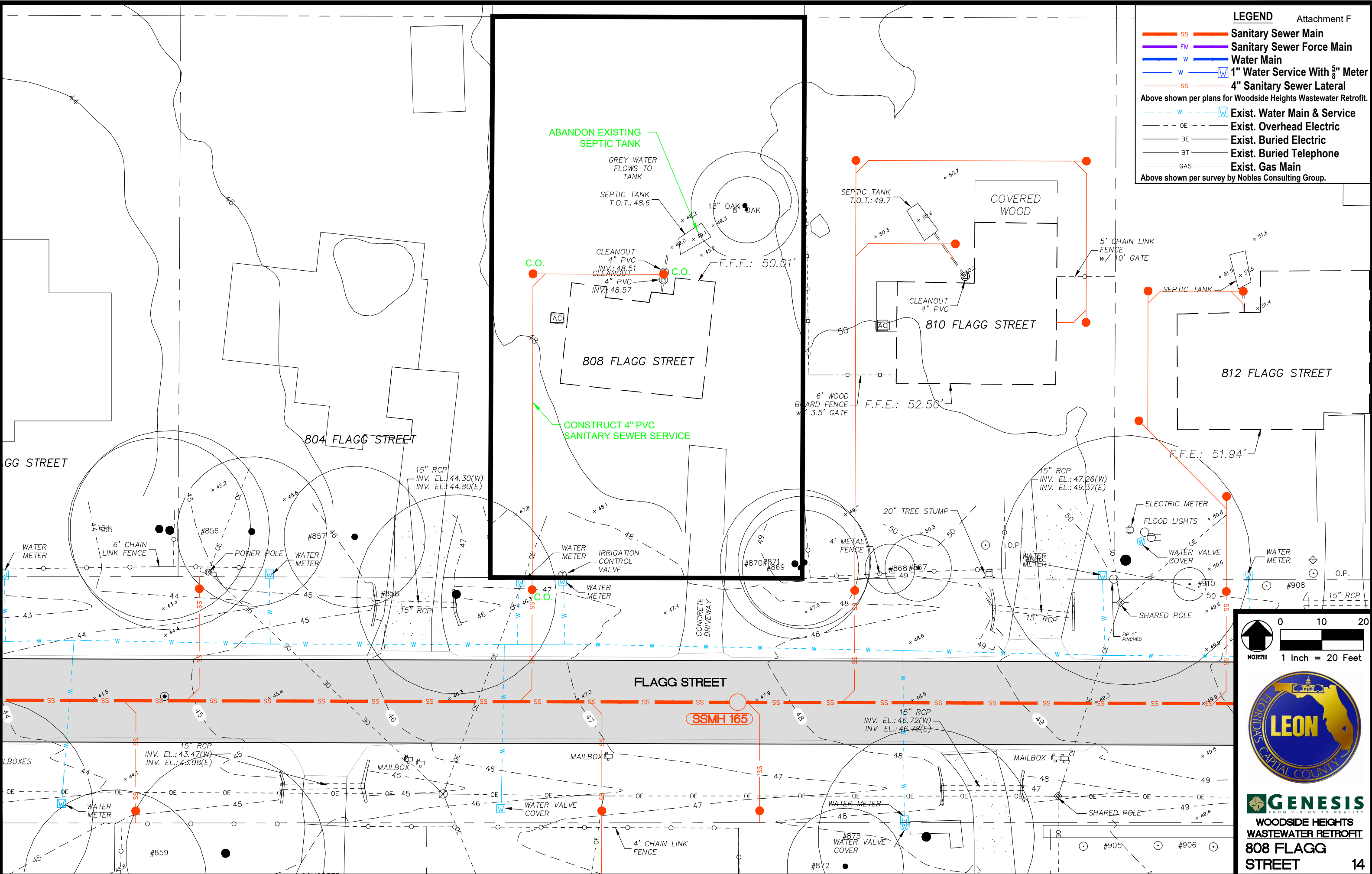
**WOODSIDE HEIGHTS
WASTEWATER RETROFIT
807 FLAGG
STREET**

LEGEND

- SS **Sanitary Sewer Main**
- FM **Sanitary Sewer Force Main**
- W **Water Main**
- W W **1" Water Service With 5/8" Meter**
- SS **4" Sanitary Sewer Lateral**
- - - W W **Exist. Water Main & Service**
- - - OE **Exist. Overhead Electric**
- - - BE **Exist. Buried Electric**
- - - BT **Exist. Buried Telephone**
- - - GAS **Exist. Gas Main**

Above shown per plans for Woodside Heights Wastewater Retrofit.

Above shown per survey by Nobles Consulting Group.



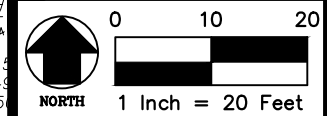
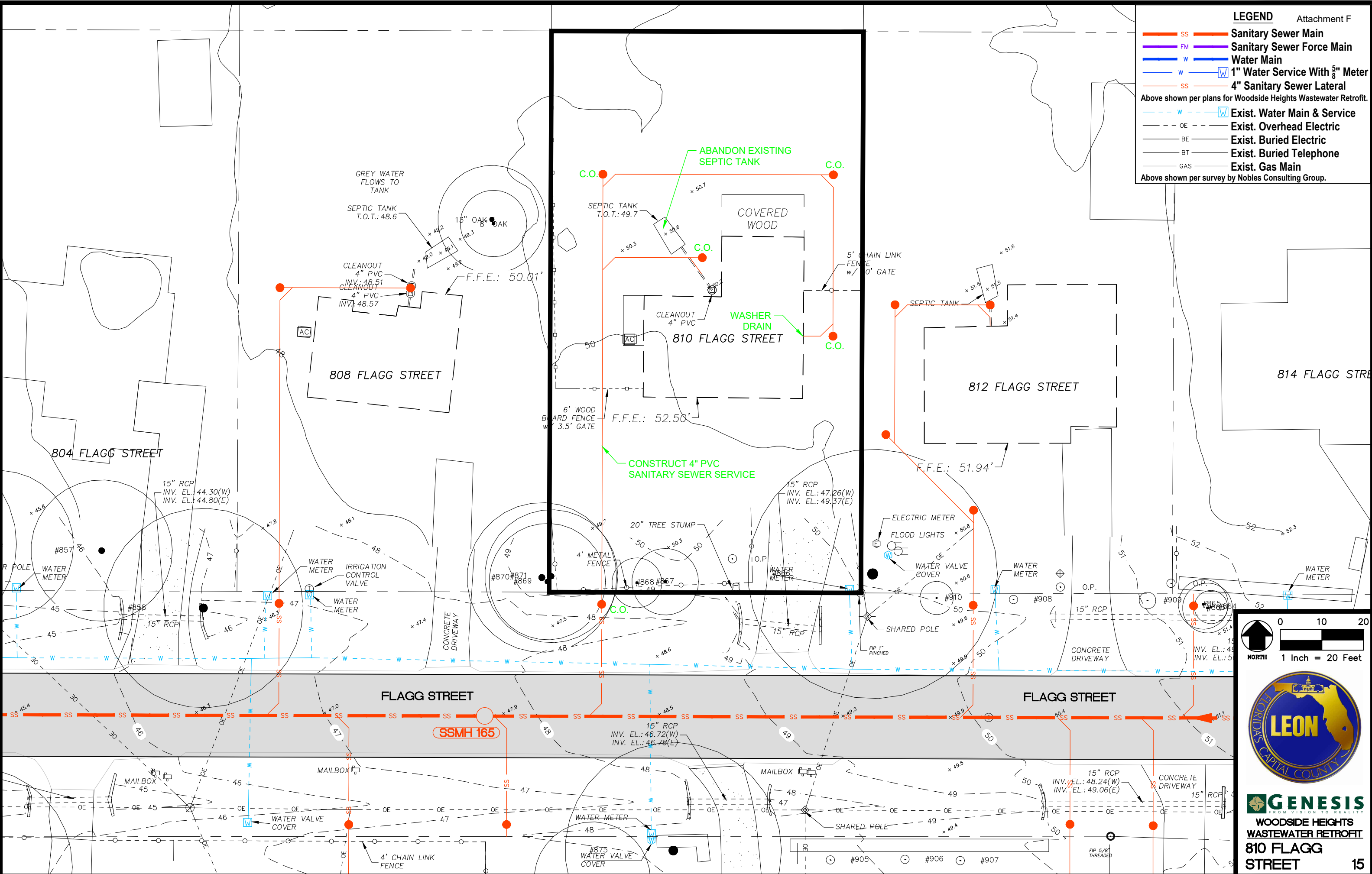
GENESIS
FROM VISION TO REALITY
**WOODSIDE HEIGHTS
 WASTEWATER RETROFIT
 808 FLAGG
 STREET**

LEGEND

- SS **Sanitary Sewer Main**
- FM **Sanitary Sewer Force Main**
- W **Water Main**
- W **1" Water Service With 5/8" Meter**
- SS **4" Sanitary Sewer Lateral**
- - - W **Exist. Water Main & Service**
- - - OE **Exist. Overhead Electric**
- - - BE **Exist. Buried Electric**
- - - BT **Exist. Buried Telephone**
- - - GAS **Exist. Gas Main**

Above shown per plans for Woodside Heights Wastewater Retrofit.

Above shown per survey by Nobles Consulting Group.



GENESIS
FROM VISION TO REALITY
**WOODSIDE HEIGHTS
WASTEWATER RETROFIT
810 FLAGG
STREET** 15

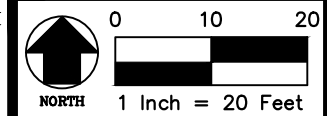
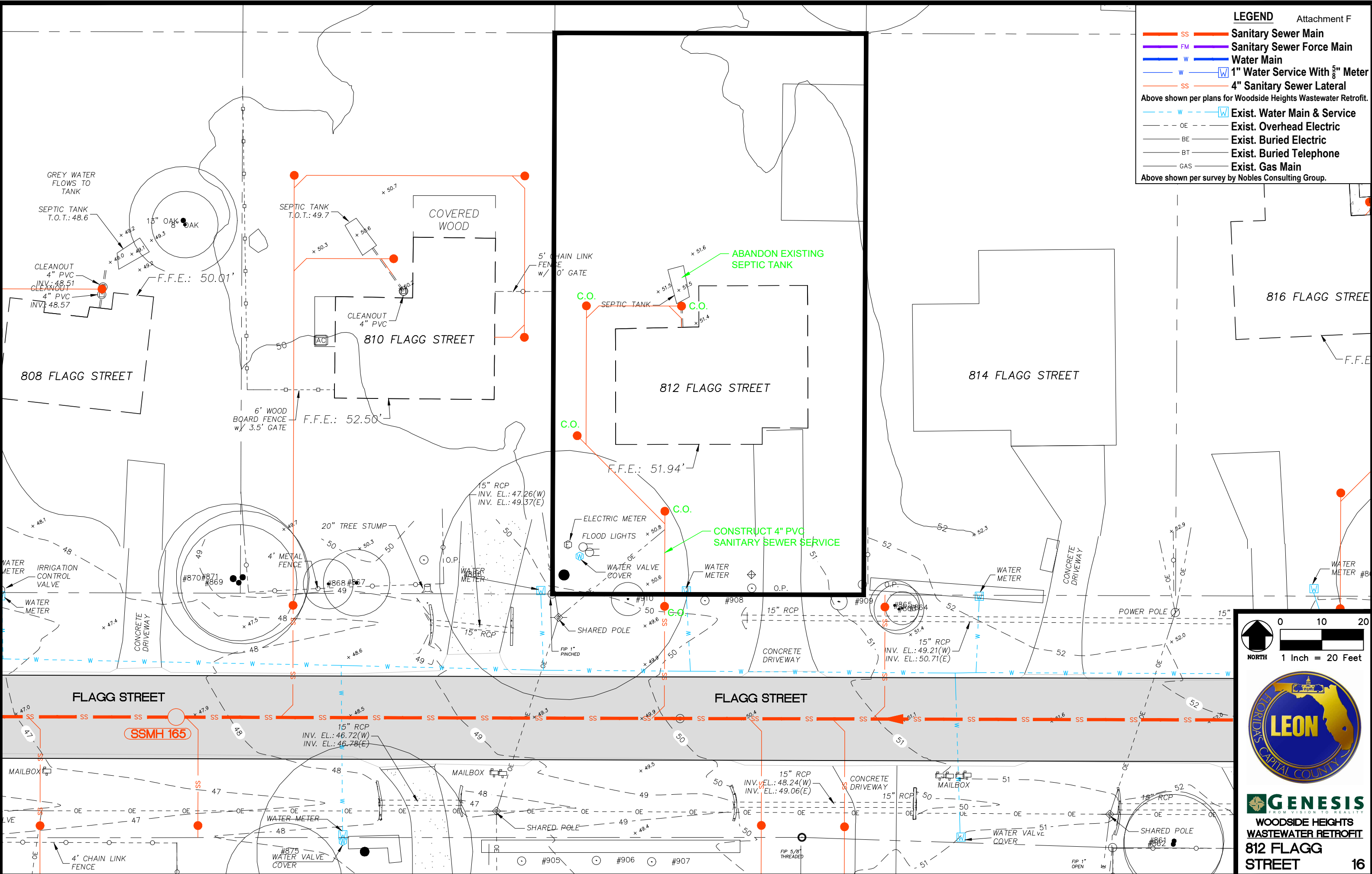
LEGEND

- SS **Sanitary Sewer Main**
- FM **Sanitary Sewer Force Main**
- W **Water Main**
- W W **1" Water Service With 5/8" Meter**
- SS **4" Sanitary Sewer Lateral**

Above shown per plans for Woodside Heights Wastewater Retrofit.

- - - W W **Exist. Water Main & Service**
- - - OE **Exist. Overhead Electric**
- - - BE **Exist. Buried Electric**
- - - BT **Exist. Buried Telephone**
- - - GAS **Exist. Gas Main**

Above shown per survey by Nobles Consulting Group.



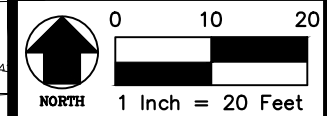
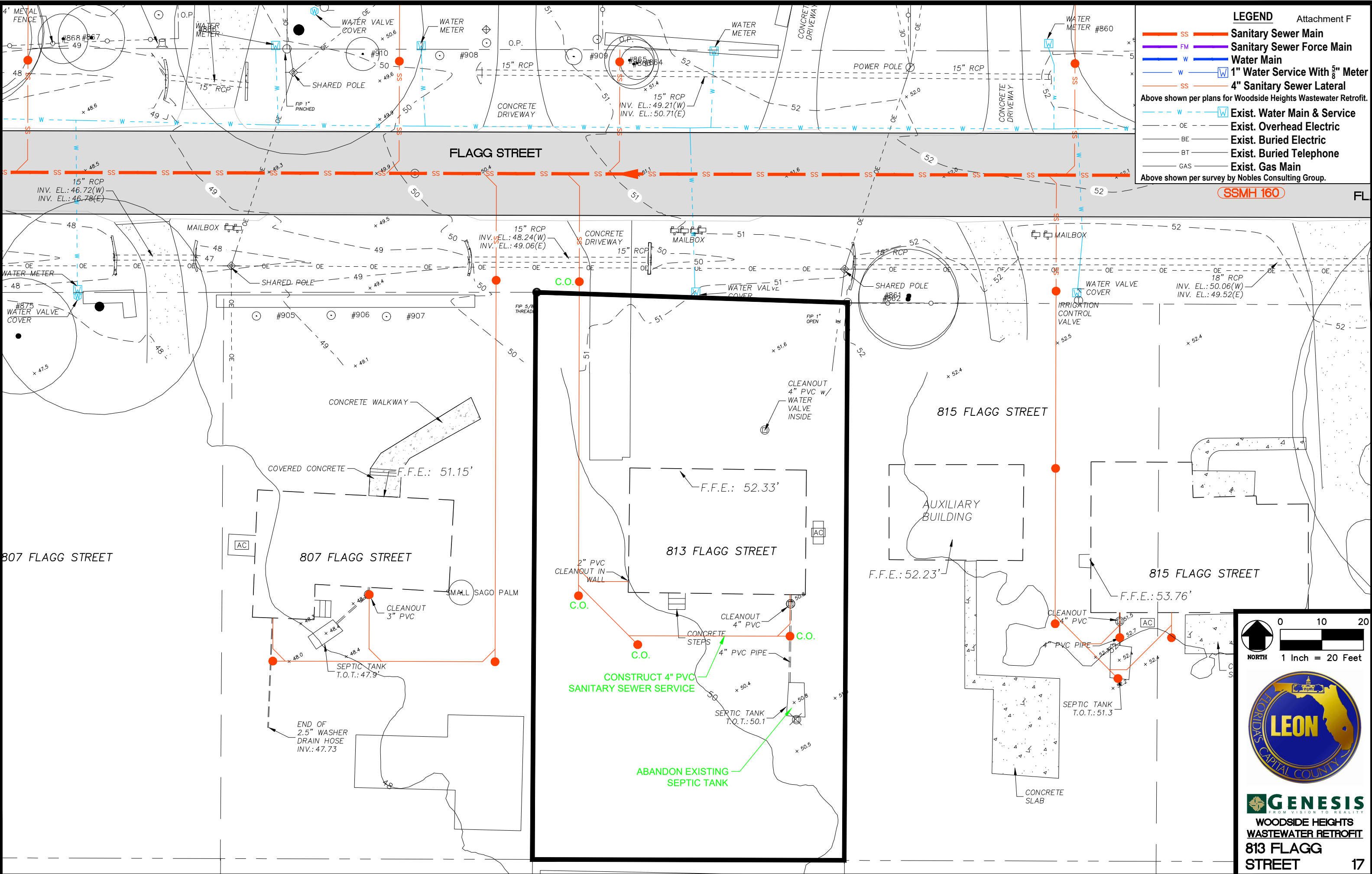
GENESIS
 FROM VISION TO REALITY
**WOODSIDE HEIGHTS
 WASTEWATER RETROFIT
 812 FLAGG
 STREET**

LEGEND

- SS **Sanitary Sewer Main**
 - FM **Sanitary Sewer Force Main**
 - W **Water Main**
 - W **1" Water Service With 5/8" Meter**
 - SS **4" Sanitary Sewer Lateral**
 - W **Exist. Water Main & Service**
 - OE **Exist. Overhead Electric**
 - BE **Exist. Buried Electric**
 - BT **Exist. Buried Telephone**
 - GAS **Exist. Gas Main**
- Above shown per plans for Woodside Heights Wastewater Retrofit.
- Above shown per survey by Nobles Consulting Group.

SSMH 160

FL

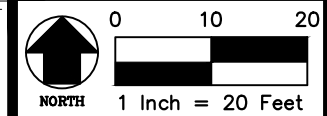
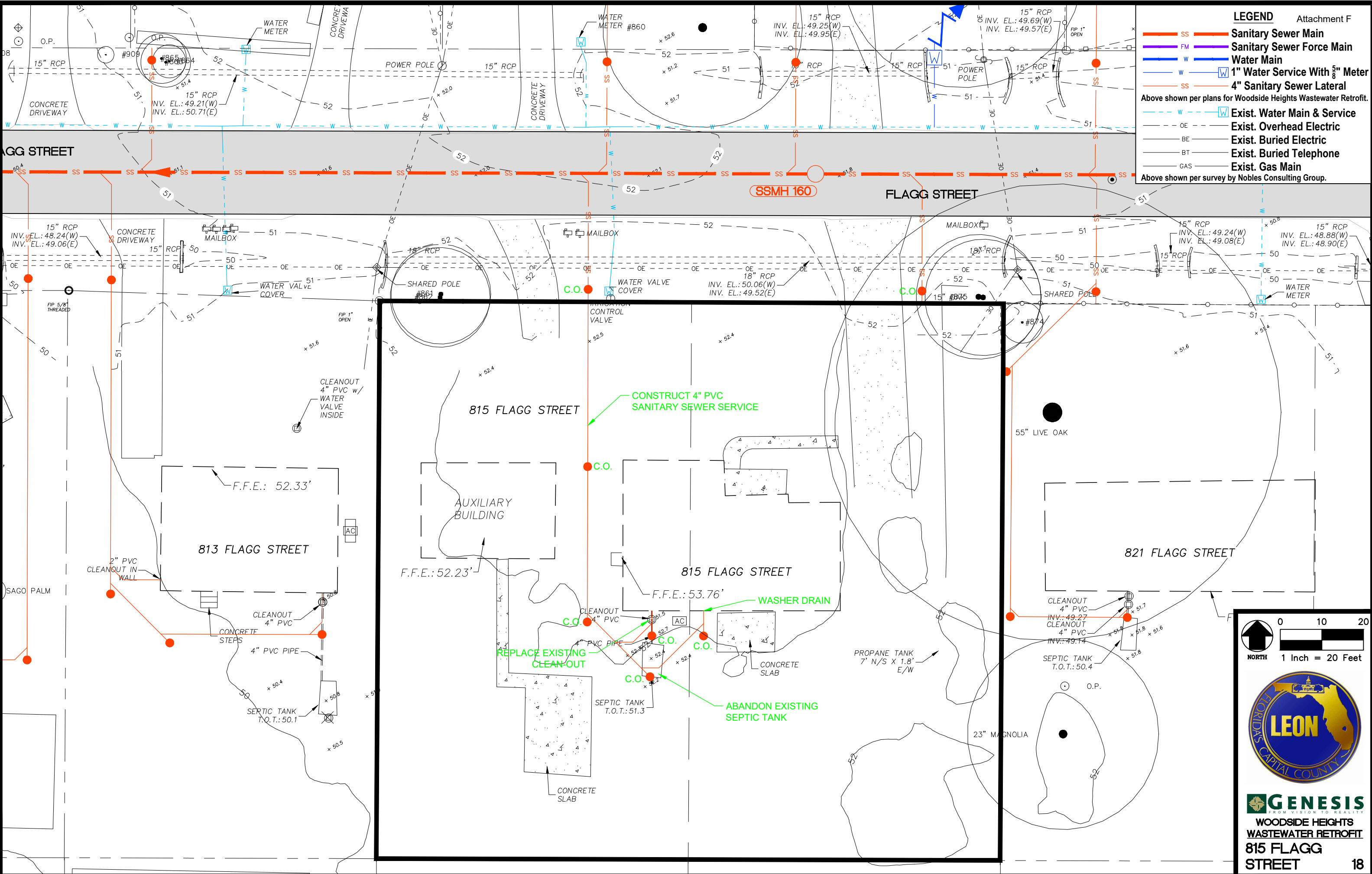


GENESIS
FROM VISION TO REALITY

**WOODSIDE HEIGHTS
WASTEWATER RETROFIT
813 FLAGG
STREET**

LEGEND

- SS **Sanitary Sewer Main**
 - FM **Sanitary Sewer Force Main**
 - W **Water Main**
 - W **1" Water Service With 5/8" Meter**
 - SS **4" Sanitary Sewer Lateral**
 - W **Exist. Water Main & Service**
 - OE **Exist. Overhead Electric**
 - BE **Exist. Buried Electric**
 - BT **Exist. Buried Telephone**
 - GAS **Exist. Gas Main**
- Above shown per plans for Woodside Heights Wastewater Retrofit.
- Above shown per survey by Nobles Consulting Group.



GENESIS
FROM VISION TO REALITY

**WOODSIDE HEIGHTS
WASTEWATER RETROFIT
815 FLAGG
STREET**

LEGEND

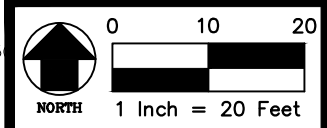
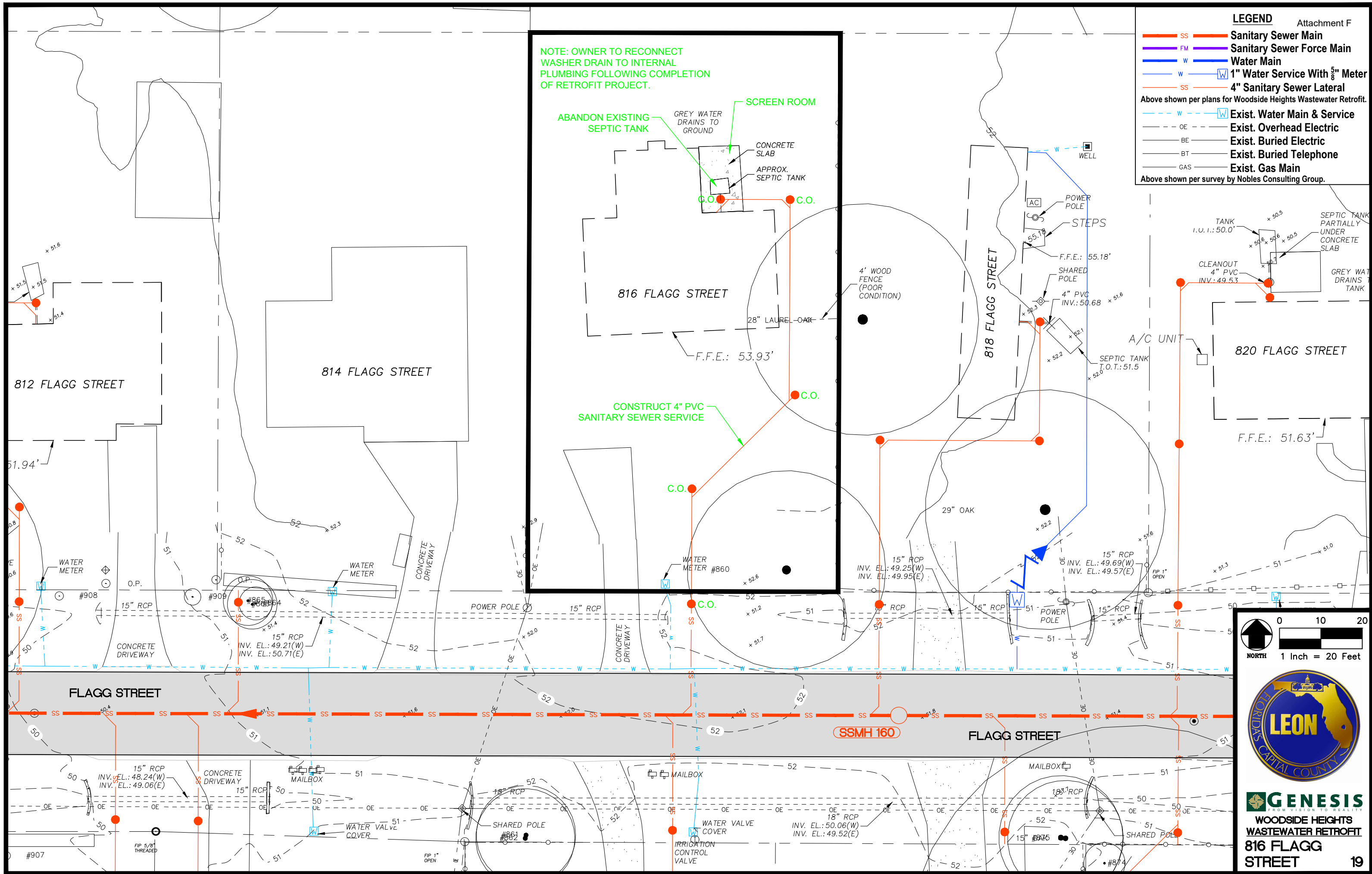
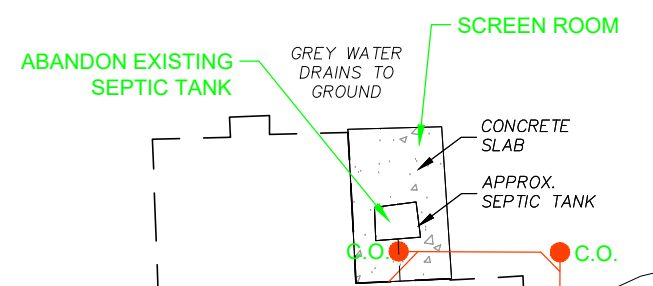
- SS — Sanitary Sewer Main
- FM — Sanitary Sewer Force Main
- W — Water Main
- W W 1" Water Service With $\frac{5}{8}$ " Meter
- SS — 4" Sanitary Sewer Lateral

Above shown per plans for Woodside Heights Wastewater Retrofit.

- W W Exist. Water Main & Service
- OE Exist. Overhead Electric
- BE Exist. Buried Electric
- BT Exist. Buried Telephone
- GAS Exist. Gas Main











Above shown per survey by Nobles Consulting Group.

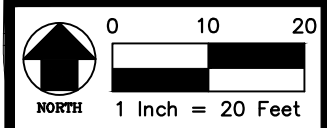
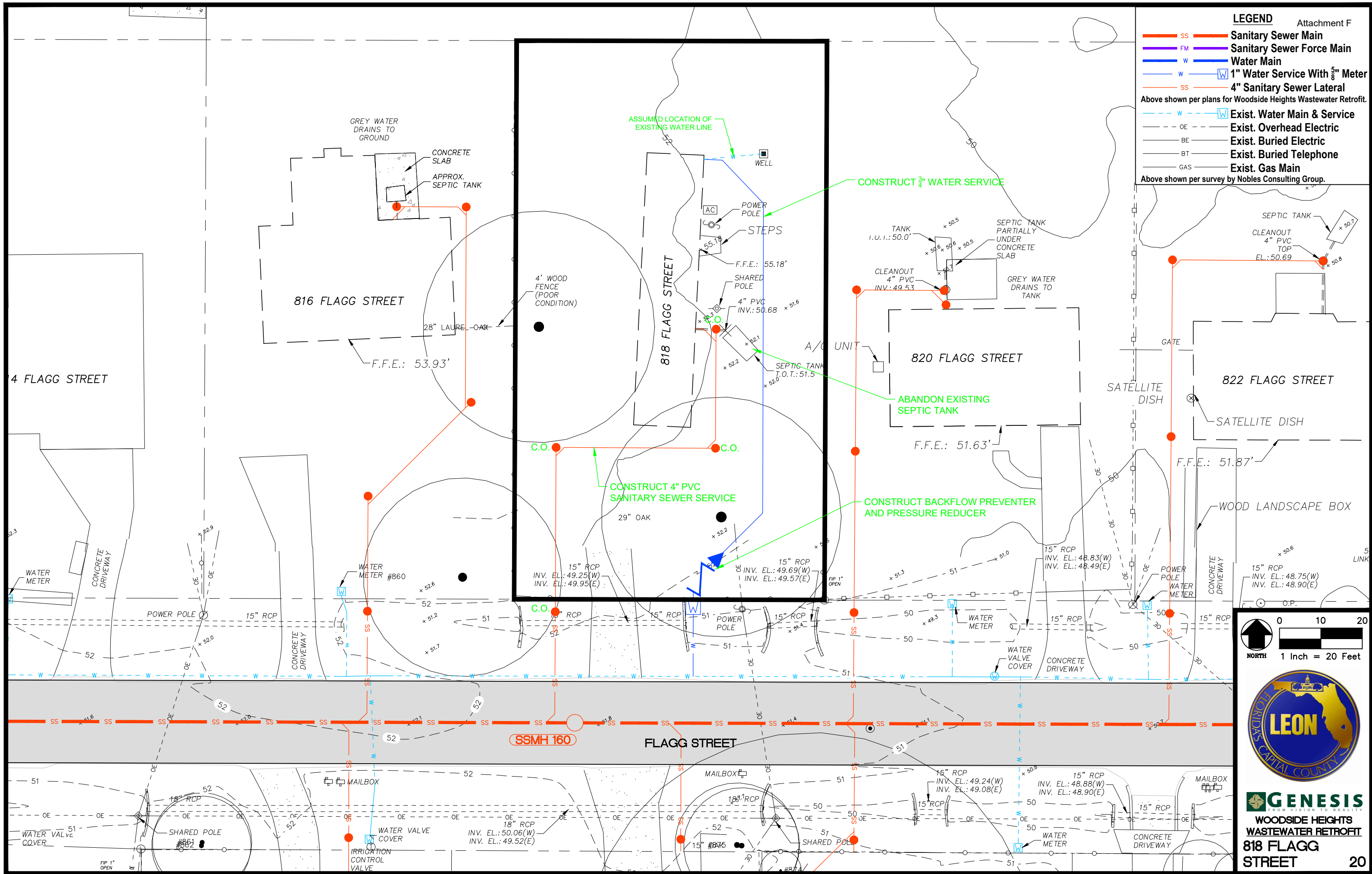
NOTE: OWNER TO RECONNECT WASHER DRAIN TO INTERNAL PLUMBING FOLLOWING COMPLETION OF RETROFIT PROJECT.



GENESIS
FROM VISION TO REALITY
**WOODSIDE HEIGHTS
 WASTEWATER RETROFIT**
**816 FLAGG
 STREET** 19

LEGEND

-  SS Sanitary Sewer Main
 -  FM Sanitary Sewer Force Main
 -  W Water Main
 -  W 1" Water Service With 5/8" Meter
 -  SS 4" Sanitary Sewer Lateral
 -  W Exist. Water Main & Service
 -  OE Exist. Overhead Electric
 -  BE Exist. Buried Electric
 -  BT Exist. Buried Telephone
 -  GAS Exist. Gas Main
- Above shown per plans for Woodside Heights Wastewater Retrofit.
- Above shown per survey by Nobles Consulting Group.



GENESIS
FROM VISION TO REALITY
**WOODSIDE HEIGHTS
 WASTEWATER RETROFIT**
**818 FLAGG
 STREET** 20

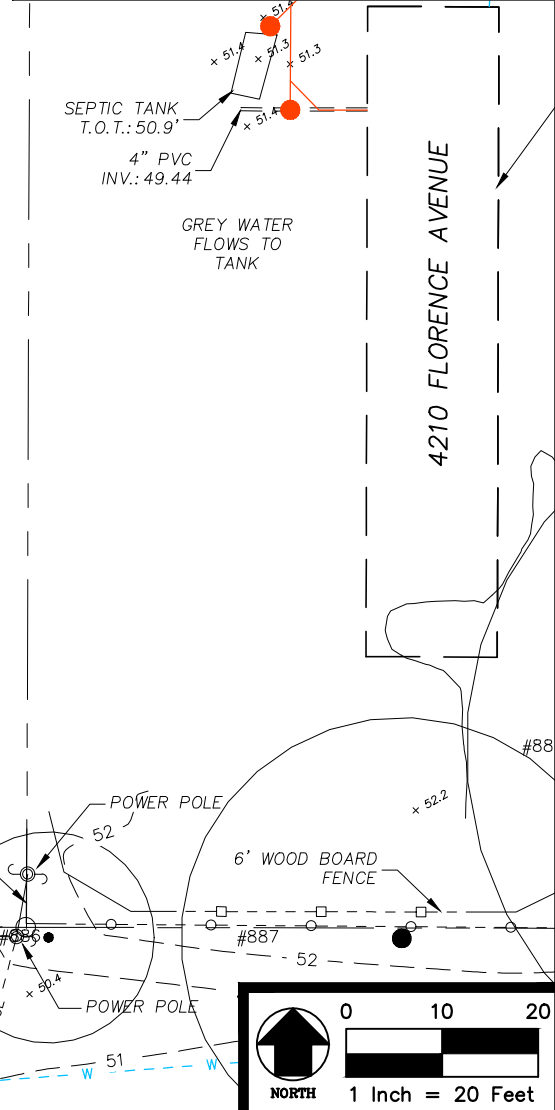
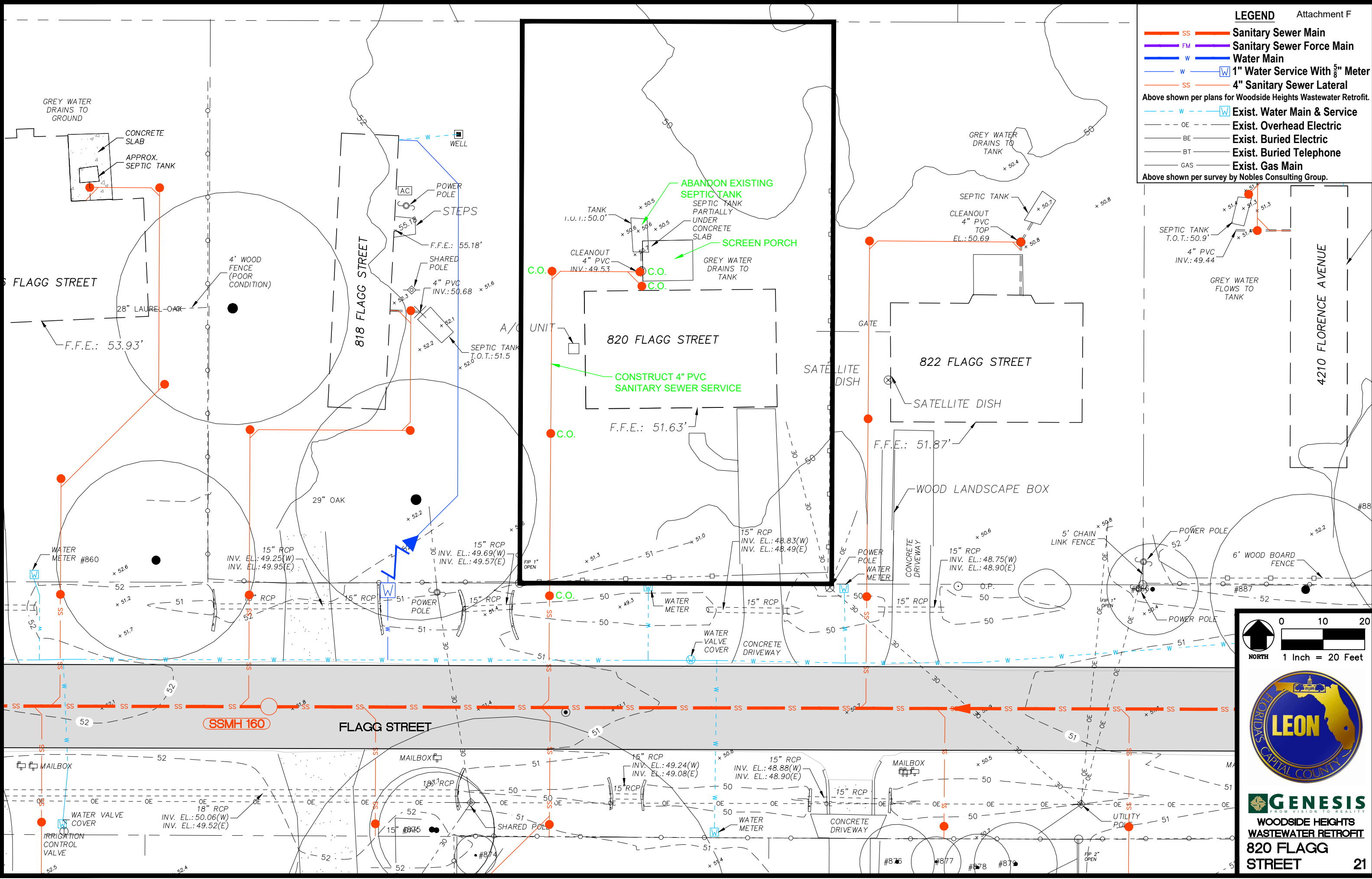
LEGEND

- SS Sanitary Sewer Main
- FM Sanitary Sewer Force Main
- W Water Main
- W W 1" Water Service With $\frac{5}{8}$ " Meter
- SS 4" Sanitary Sewer Lateral

Above shown per plans for Woodside Heights Wastewater Retrofit.

- - - W W Exist. Water Main & Service
- - - OE Exist. Overhead Electric
- BE Exist. Buried Electric
- BT Exist. Buried Telephone
- GAS Exist. Gas Main

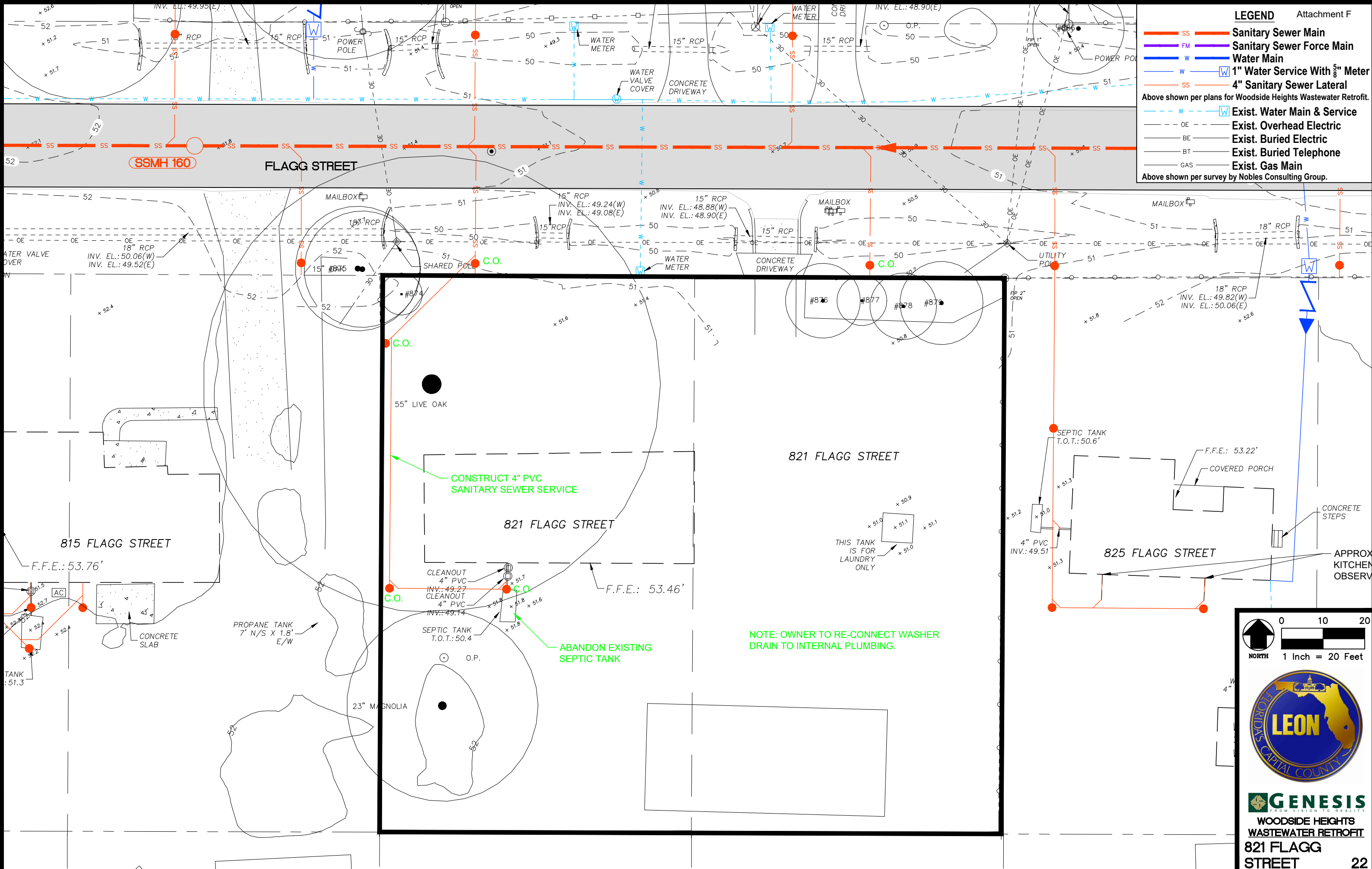
Above shown per survey by Nobles Consulting Group.



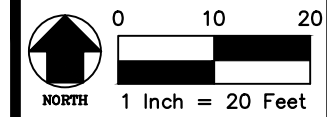
GENESIS
 FROM DESIGN TO REALITY
**WOODSIDE HEIGHTS
 WASTEWATER RETROFIT
 820 FLAGG
 STREET**

LEGEND

- SS — Sanitary Sewer Main
 - FM — Sanitary Sewer Force Main
 - W — Water Main
 - W — 1" Water Service With 3/8" Meter
 - SS — 4" Sanitary Sewer Lateral
- Above shown per plans for Woodside Heights Wastewater Retrofit.
- - - W — W — Exist. Water Main & Service
 - - - OE — Exist. Overhead Electric
 - - - BE — Exist. Buried Electric
 - - - BT — Exist. Buried Telephone
 - - - GAS — Exist. Gas Main
- Above shown per survey by Nobles Consulting Group.



NOTE: OWNER TO RE-CONNECT WASHER DRAIN TO INTERNAL PLUMBING.



GENESIS
FROM VISION TO REALITY

WOODSIDE HEIGHTS
WASTEWATER RETROFIT

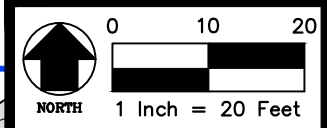
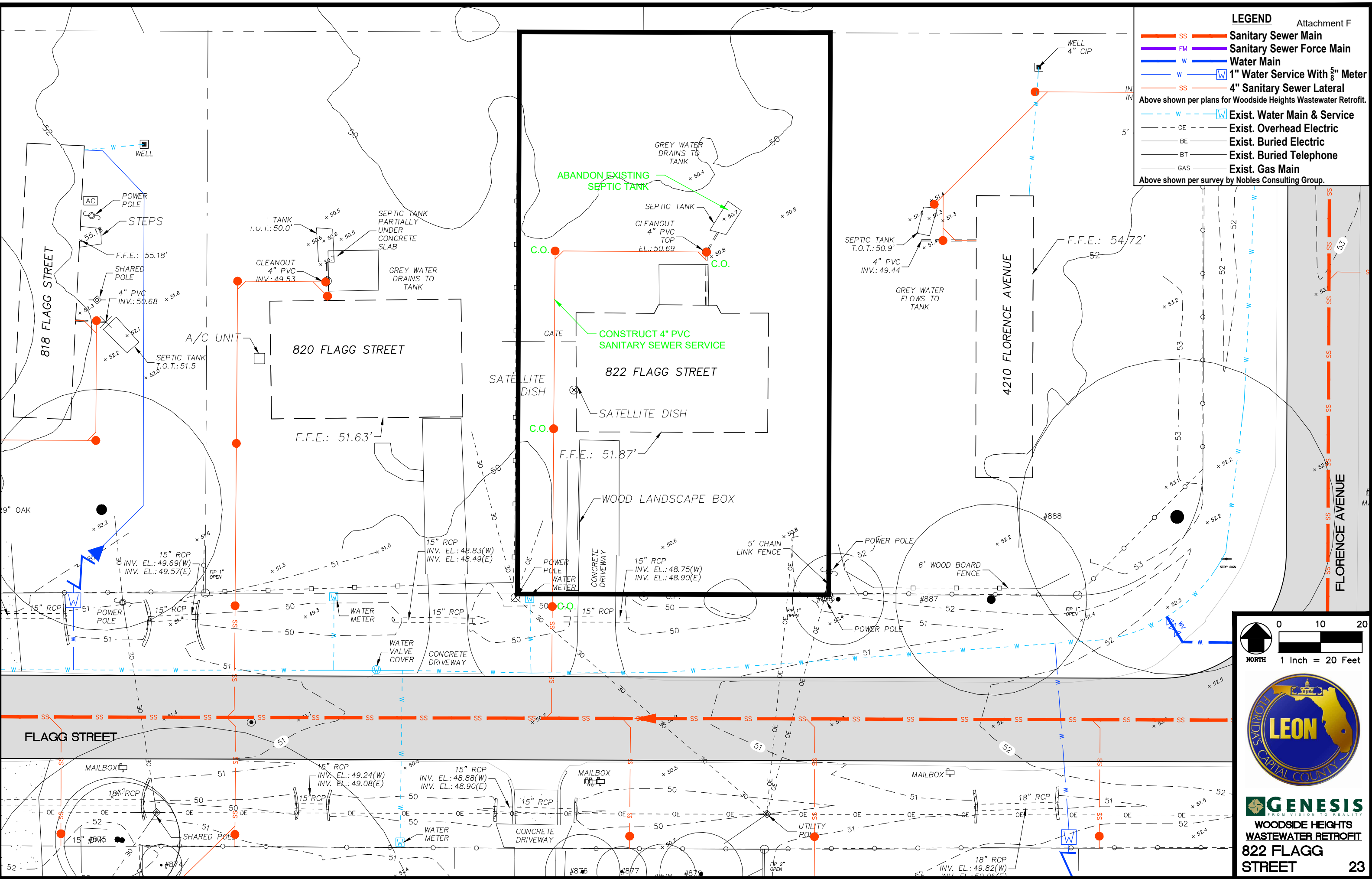
LEGEND

- SS **Sanitary Sewer Main**
- FM **Sanitary Sewer Force Main**
- W **Water Main**
- W **1" Water Service With 5/8" Meter**
- SS **4" Sanitary Sewer Lateral**

Above shown per plans for Woodside Heights Wastewater Retrofit.

- - - W **Exist. Water Main & Service**
- - - OE **Exist. Overhead Electric**
- BE **Exist. Buried Electric**
- BT **Exist. Buried Telephone**
- GAS **Exist. Gas Main**

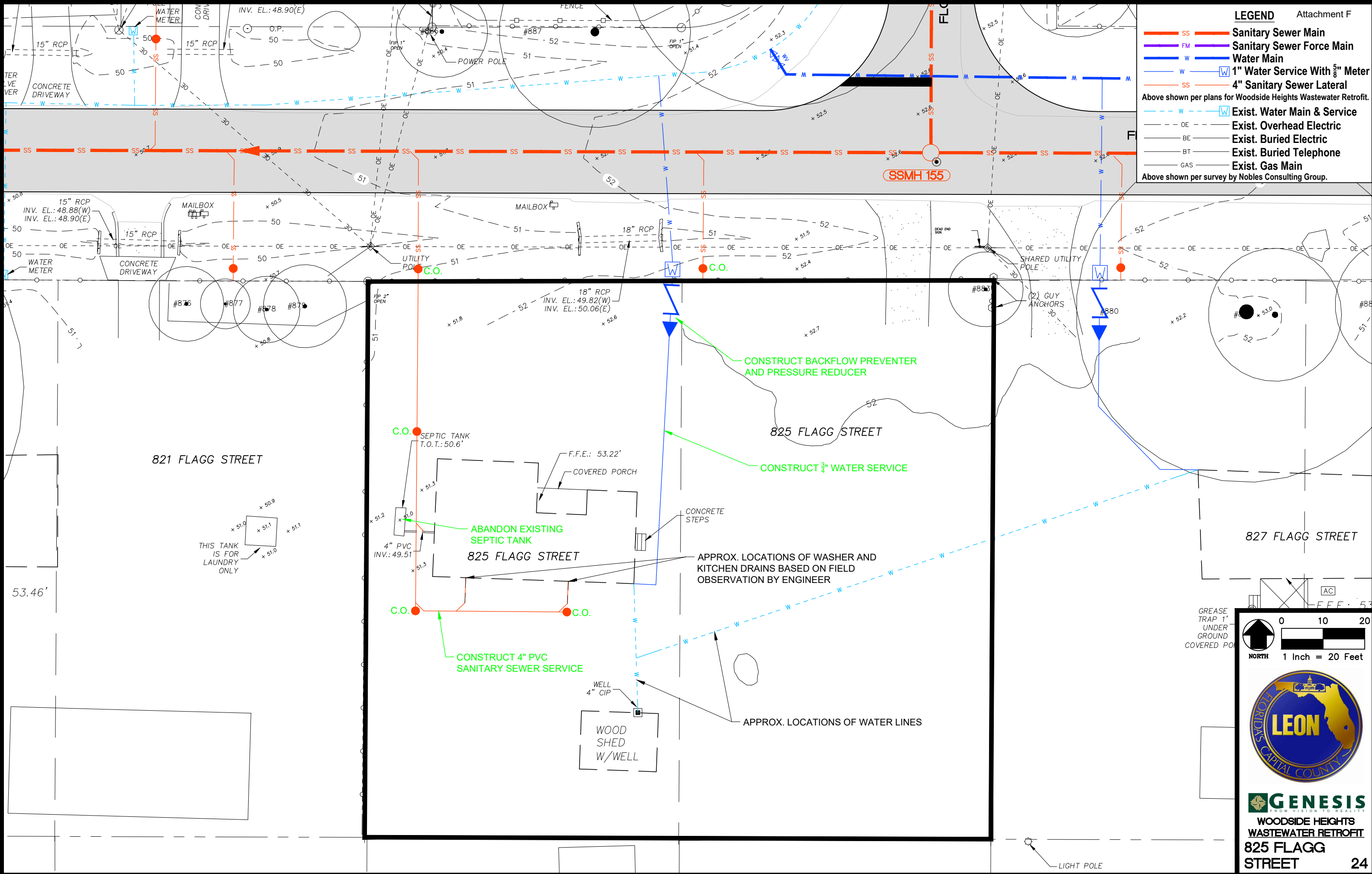
Above shown per survey by Nobles Consulting Group.



GENESIS
 WOODSIDE HEIGHTS
 WASTEWATER RETROFIT
 822 FLAGG
 STREET

LEGEND

- SS **Sanitary Sewer Main**
 - FM **Sanitary Sewer Force Main**
 - W **Water Main**
 - W **1" Water Service With $\frac{3}{8}$ " Meter**
 - SS **4" Sanitary Sewer Lateral**
 - W **Exist. Water Main & Service**
 - - - OE **Exist. Overhead Electric**
 - - - BE **Exist. Buried Electric**
 - - - BT **Exist. Buried Telephone**
 - - - GAS **Exist. Gas Main**
- Above shown per plans for Woodside Heights Wastewater Retrofit.
- Above shown per survey by Nobles Consulting Group.

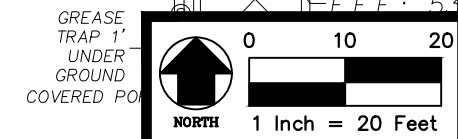
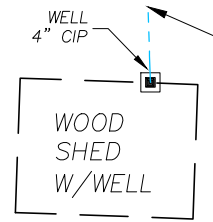
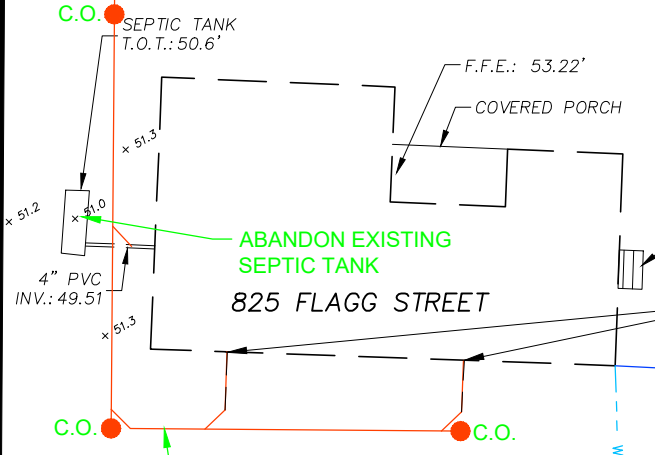
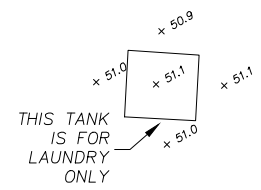


821 FLAGG STREET

825 FLAGG STREET

827 FLAGG STREET

53.46'

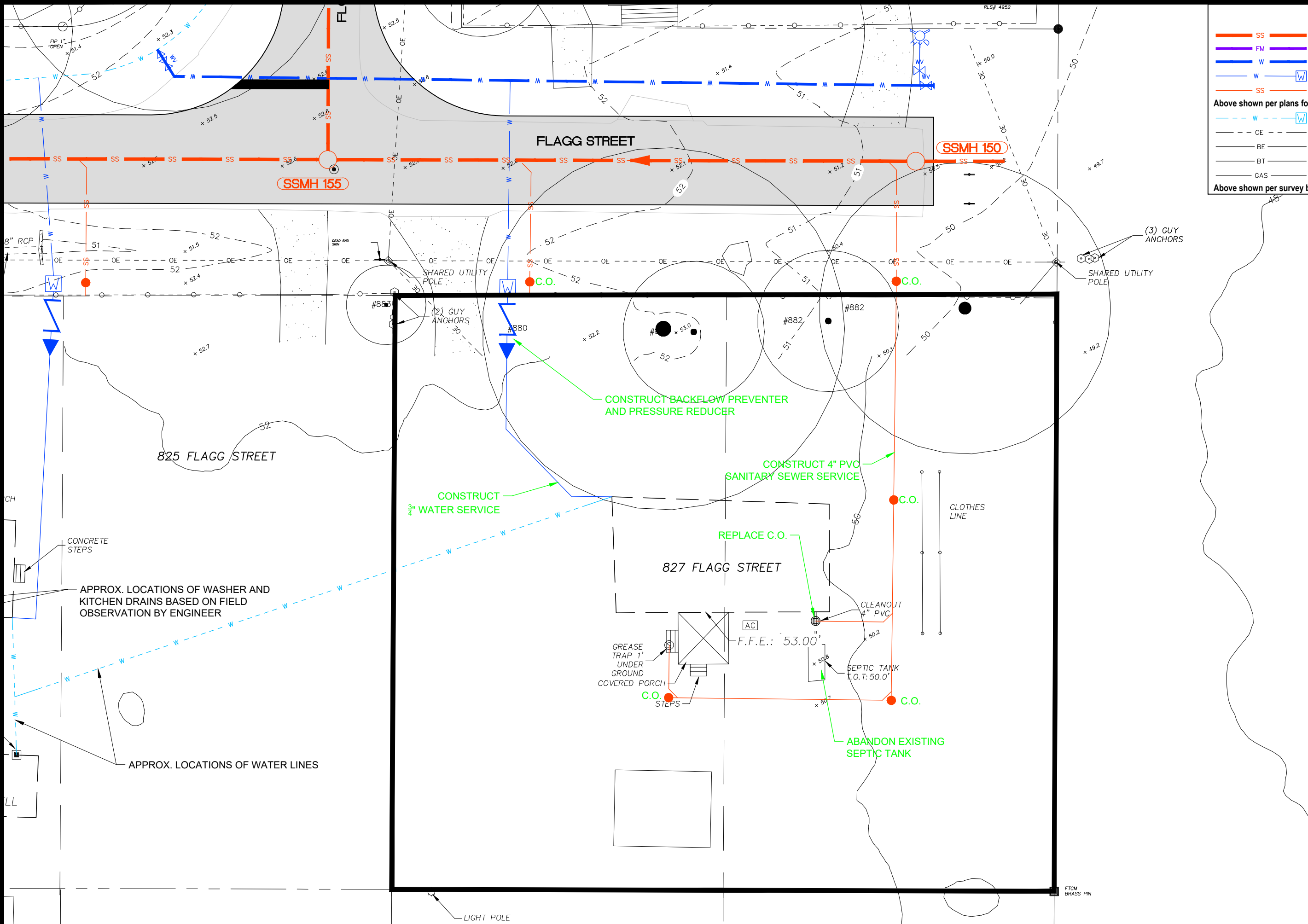


GENESIS
 FROM VISION TO REALITY
 WOODSIDE HEIGHTS
 WASTEWATER RETROFIT

825 FLAGG STREET

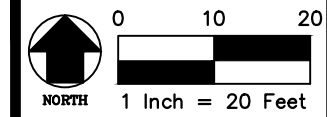
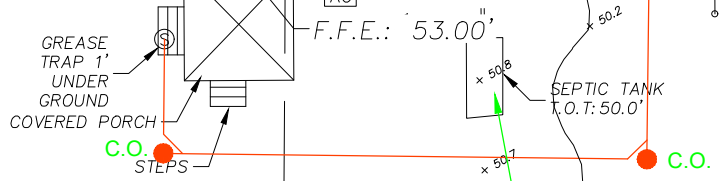
LEGEND

- SS **Sanitary Sewer Main**
 - FM **Sanitary Sewer Force Main**
 - W **Water Main**
 - W W **1" Water Service With $\frac{5}{8}$ " Meter**
 - SS **4" Sanitary Sewer Lateral**
- Above shown per plans for Woodside Heights Wastewater Retrofit.
- - - W W **Exist. Water Main & Service**
 - - - OE **Exist. Overhead Electric**
 - - - BE **Exist. Buried Electric**
 - - - BT **Exist. Buried Telephone**
 - - - GAS **Exist. Gas Main**
- Above shown per survey by Nobles Consulting Group.



APPROX. LOCATIONS OF WASHER AND KITCHEN DRAINS BASED ON FIELD OBSERVATION BY ENGINEER

APPROX. LOCATIONS OF WATER LINES



GENESIS
FROM VISION TO REALITY

**WOODSIDE HEIGHTS
WASTEWATER RETROFIT**

**827 FLAGG
STREET**